

# JUPITER® 200

Refer to bulletin 46-649 for Jupiter® 200 with Fieldbus Foundation

## Installation and Operating Manual

*Magnetostrictive*

*Level*

*Transmitter*

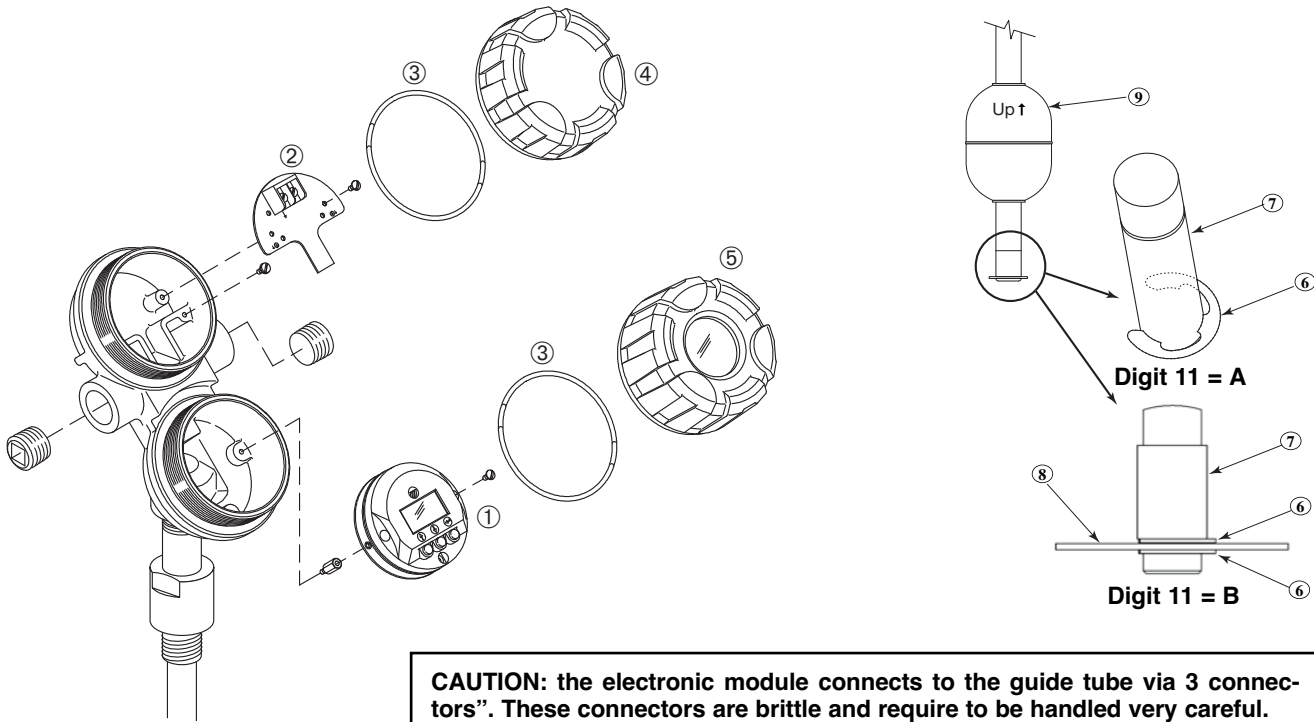


**Magnetrol®**

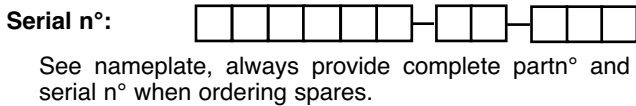
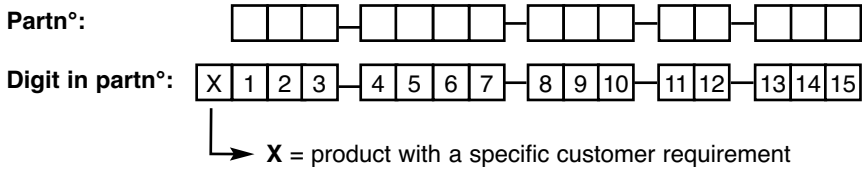
**HART®**   
COMMUNICATION PROTOCOL



# REPLACEMENT PARTS



**CAUTION:** the electronic module connects to the guide tube via 3 connectors. These connectors are brittle and require to be handled very careful.



## EXPEDITE SHIP PLAN (ESP)

Several parts are available for quick shipment, within max. 1 week after factory receipt of purchase order, through the Expedite Ship Plan (ESP). Parts covered by ESP service are conveniently grey coded in the selection tables.

(1) Electronic module	
Digit 2	Replacement part
4, 6 or 7	031-2839-001
5 or 8	031-2840-001

(2) Wiring PC board	
Digit 2	Replacement part
4, 6 or 7	Z30-9151-001
5 or 8	Z30-9151-004

(3) "O"-ring
Replacement part
012-2201-237

(4) Housing cover	
Digit 3	Replacement part
1 or 2	004-9225-002
3 or 4	004-9225-003

(5) Housing cover		
Digit 3	Digit 4	Replacement part
1 or 2	1, 3, E, K or M	036-4413-001
	A, J or L	036-4410-003
3 or 4	all	036-4413-012

(6) Snap ring		
Digit 5	Digit 8	Replacement part
D	1 or A	010-5140-001 (*)
	2 or B	010-5140-015 (*)
	3 or C	010-5140-016 (*)

(7) Float spacer			
Digit 5	Digit 8	Digit 9	Replacement part
D	1 or A	A, B, C, M, N or P	004-7644-001
	2 or B		004-7644-002
	3 or C		004-7644-003
	all	1, 2, 3, 4, 5, 6 or 9	consult factory

(\*) if digit 11 = B then ordering quantity: 2

(8) Centering disc		
Digit 5	Digit 11	Replacement part
D	A	not applicable
	B	consult factory

(9) Float	
Digit 5	Replacement part
D	consult factory