

# 30MM INDUSTRIAL PILOT DEVICES



c3controls' 30mm Industrial Pilot Devices offer superior quality at an affordable price. These modular devices feature a rugged, all-polyester construction, are UL listed and are rated Type 4/4X as standard for watertight and corrosion resistance. c3's pilot devices are also listed for Type 1, 2, 3, 3R, 12 and 13 requirements.



Contact Blocks	185
Push Buttons	187
Special Operators	198
Pilot Lights	201
Selector Switches	207
Legend Plates	211
Accessories	213
Specifications	215
Dimensions	217

## PROVEN



### Conformity to Standards:

#### PILOT DEVICES

UL 508, 1604

CSA C22.2 No. 14, 213

IEC 60947-1, 60947-5-1



#### MULTI-VOLTAGE PILOT LIGHTS

UL 508, 1604

IEC 60947-1, 60947-5-1

### Certifications:

UL File #: E68568 (Guide NKCR, NKCR7), E157436 (Guide NOIV)

CSA File #: LR47446

CE Marked (per EU Low Voltage Directive 2006/95/EC and RoHS Directive 2011/65/EU)

UL File #: E68568 (Guide NKCR, NKCR7), E157436 (Guide NOIV)

CE Marked (per EU Low Voltage Directive 2006/95/EC and RoHS Directive 2011/65/EU)

Visit [www.c3controls.com](http://www.c3controls.com) to download product certifications.

# 30MM NON-ILLUMINATED SELECTOR SWITCHES

With our unique universal cam design, c3controls Selector Switches offer multiple functions in a single device eliminating the need to install separate devices to perform individual functions based on contact block configuration. All operators feature polyester housings, are UL Listed, and are rated Type 4/4X as standard for watertight and corrosion resistance. In addition, operators are also listed for Type 1, 2, 3, 3R, 12 and 13, and meet global standards requirements. Add-on contact blocks are available for up to 8 circuits per operator. See pages 185-186 for our complete line of 30mm standard contact blocks.



30MM INDUSTRIAL PILOT DEVICES

HANDLE POSITIONS					
2-POSITION		3-POSITION		4-POSITION	

## UNIQUE PRODUCT FEATURES

SAVE TIME & MONEY - WITH c3CONTROLS, ONE CAM DOES IT ALL!

1. One-Cam does it all vs. our competitors who need up to fifteen cams to perform the same function. This One-Cam design eliminates the need for multiple cam configurations and selector switch configuration nightmares, saving time, inventory, money, and ensuring 100% cam selection configuration accuracy.



2. Our revolutionary U-Cup seal is infused with a Teflon coating to eliminate cracking when exposed to harsh conditions such as heat, dryness and sunlight.



3. All frictional parts are molded with an internal self-lubricant to provide outstanding wear and smooth cam operations without troublesome greases used by others that attracts dust and other particles in the area.

## SOME OF OUR POPULAR CONFIGURATIONS:

2-POSITION SELECTOR SWITCH OPERATORS WITH POLYESTER CLAMP RING (TYPE 4X)										
CONTACT SYMBOL	CONTACT BLOCK MOUNTING POS. <small>Viewed from front of operator</small>	HANDLE POSITION		TYPE OF OPERATOR	MAINTAINED POSITION		SPRING RETURN FROM RIGHT TO LEFT		SPRING RETURN FROM LEFT TO RIGHT	
		O=OPEN	X=CLOSED		CATALOG #	LIST	CATALOG #	LIST	CATALOG #	LIST
	EITHER	0	X	STANDARD	SS02-SHWE-NO	\$45.80	SRORL-SHWE-NO	\$63.80	SROLR-SHWE-NO	\$63.80
				LEVER	SS02-SLWE-NO	\$45.80	SRORL-SLWE-NO	\$63.80	SROLR-SLWE-NO	\$63.80
	EITHER	X	0	STANDARD	SS02-SHWE-NC	\$45.80	SRORL-SHWE-NC	\$63.80	SROLR-SHWE-NC	\$63.80
				LEVER	SS02-SLWE-NC	\$45.80	SRORL-SLWE-NC	\$63.80	SROLR-SLWE-NC	\$63.80

3-POSITION SELECTOR SWITCH OPERATORS WITH POLYESTER CLAMP RING (TYPE 4X)													
CONTACT SYMBOL	CONTACT BLOCK MOUNTING POS. <small>Viewed from front of operator</small>	HANDLE POSITION			TYPE OF OPERATOR	MAINTAINED POSITION		SPRING RETURN FROM LEFT TO CENTER		SPRING RETURN FROM RIGHT TO CENTER		SPRING RETURN FROM LEFT OR RIGHT TO CENTER	
		O=OPEN	X=CLOSED			CATALOG #	LIST	CATALOG #	LIST	CATALOG #	LIST	CATALOG #	LIST
	LEFT	X	0	0	STANDARD	SS03-SHWE-NO/NO	\$58.80	SROLC-SHWE-NO/NO	\$76.80	SRORC-SHWE-NO/NO	\$76.80	SROLRC-SHWE-NO/NO	\$76.80
	RIGHT	0	0	X	LEVER	SS03-SLWE-NO/NO	\$58.80	SROLC-SLWE-NO/NO	\$76.80	SRORC-SLWE-NO/NO	\$76.80	SROLRC-SLWE-NO/NO	\$76.80

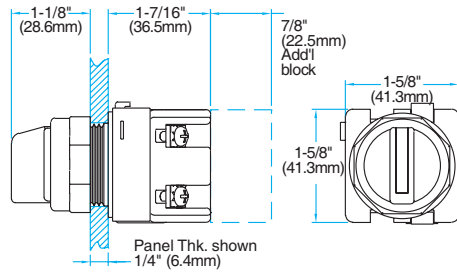
MIX AND MATCH ANY INSERT COLOR AND SELECTOR SWITCH HANDLE



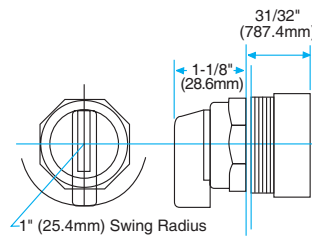
**SELECTOR SWITCHES**

Fully-assembled operators come standard with one 3/16" (4.8mm) and three 1/16" (1.6mm) gaskets.  
See mounting gasket specifications chart #3 on page 223.

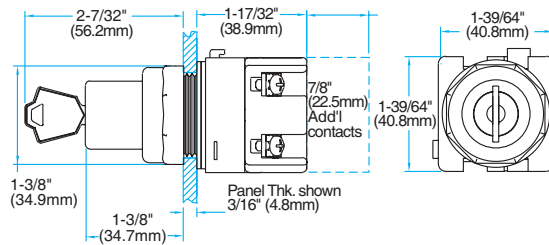
**SELECTOR SWITCH OPERATOR (SHOWN WITH STANDARD HANDLE)**



**SELECTOR SWITCH LEVER HANDLE**



**KEYED SELECTOR SWITCH OPERATOR**



**LOCK-OFF ATTACHMENT**

