

SMR 8520 PG J

Thru Beam

Photoelectric Sensors

Compatible Transmitter:

SMT 8000 PG J



Product Data	
Function	Receiver
Operation Mode	Thru Beam
Supply Voltage	10 - 30 V dc
Control Feature	Sensitivity pot. and light/dark switch
Connection	4 pin, M12 plug
Sensing Range	20 m
Output	PNP
Output Status	N.C./N.O.
Housing Material	Plastic
Housing	M18 x 1

Technical Data	
Supply Voltage	10 - 30 V dc
Voltage Ripple	15 %
Reverse Polarity Protected	Yes
Short Circuit Protected	Yes
Current Consumption	5 mA
Max. Output Load	120 mA / 30 V dc
Max. Residual Voltage	1,5 V
Max. Operation Frequency	100 Hz
Response Time ton / toff	5 ms / 5 ms
Power On Indicator	Green LED
Output Indicator	Yellow LED
Hysteresis	Approx. 10 - 30 %
Opening Angle	+/- 6°
Housing Material, Front Lens	Polycarbonate
Housing Material, Sensor Housing	Polycarbonate

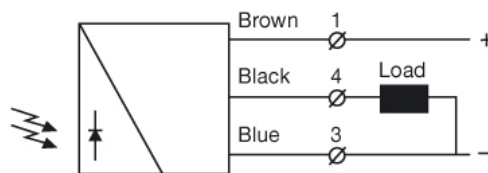
Environmental Data

Vibration	10 - 55 Hz, 0,5 mm
Shock	30 g
Operation Temperature	-20 to +60 °C
Storage Temperature	-40 to +80 °C
Sealing Class	IP 67
Light Immunity 5°	> 10 000 lux

Approvals



Wiring Diagram



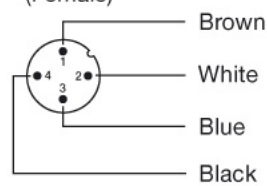
Connections

4 pin, M12

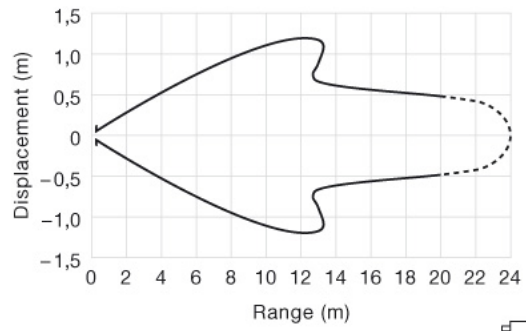
Sensor Plug (Male)



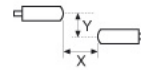
Cable Plug (Female)



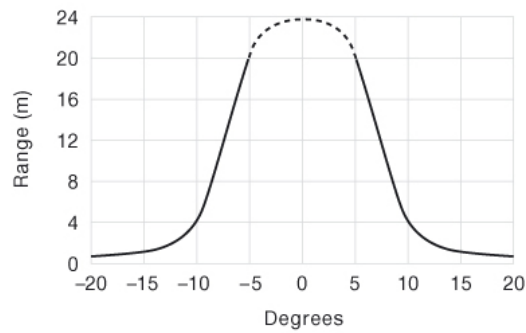
Parallel Displacement



SMT 8x00x and SMR 8x20



Angular Displacement



SMR 8x20



Dimensions

