

RSS113024**Weidmüller Interface GmbH & Co. KG**

Klingenbergstraße 26

D-32758 Detmold

Germany

www.weidmueller.com

Product image

Similar to illustration

Individual relays for TERMSERIES

- Electromechanical relays
- Different contact materials

General ordering data

Version	TERMSERIES, Relay, Number of contacts: 1, CO contact AgNi, Rated control voltage: 24 V DC, Continuous current: 6 A, Plug-in connection, Test button available: No
Order No.	4060120000
Type	RSS113024
GTIN (EAN)	4032248252251
Qty.	20 pc(s).

Creation date June 13, 2023 11:30:21 AM CEST

Catalogue status 09.06.2023 / We reserve the right to make technical changes.

RSS113024

Weidmüller Interface GmbH & Co. KG

Klingenbergstraße 26

D-32758 Detmold

Germany

www.weidmueller.com

Technical data

Dimensions and weights

Depth	15 mm	Depth (inches)	0.591 inch
Height	28 mm	Height (inches)	1.102 inch
Width	5 mm	Width (inches)	0.197 inch
Net weight	6 g		

Temperatures

Storage temperature	-40 °C...85 °C	Operating temperature	-40 °C...85 °C
Operating temperature, min.	-40 °C	Operating temperature, max.	85 °C
Humidity	5...85 % rel. humidity, no condensation		

Rated data UL

Certificate No. (cURus)	E351070
-------------------------	---------

Control side

Rated control voltage	24 V DC	Rated current DC	7 mA
Power rating	170 mW	Pull-in/drop-out voltage, typ.	16.8 V / 1.2 V DC
Coil resistance	3388 Ω \pm 10 %	Coil tolerance	10 %
Status indicator	No		

Load side

Rated switching voltage	250 V AC	Continuous current	6 A
Max. switching frequency at rated load	0.1 Hz	Max. switching voltage, AC	250 V
Max. switching voltage, DC	250 V	Inrush current	20 A / 20 ms
AC switching capacity (resistive), max.	1500 VA	DC switching capacity (resistive), max.	144 W @ 24 V
Switch-on delay	< 8 ms	Switch-off delay	< 4 ms
Contact type	1 CO contact (AgNi)	Mechanical service life	5 x 10 ⁶ switching cycles
Min. switching power	1 mA @ 24 V, 10 mA @ 10 V, 100 mA @ 5 V		

General data

Test button available	No	Mechanical switch position indicator	No
Colour	white	UL 94 flammability rating	V-0

Insulation coordination

Clearance and creepage distances for control side - load side	\geq 6 mm	Dielectric strength for control side - load side	4 kV _{eff} / 1 Min.
Dielectric strength of open contact	1 kV _{eff} / 1 min	Protection degree	IP67

Further details of approvals / standards

Certificate No. (VDE)	40011505	Certificate No. (cURus)	E351070
-----------------------	----------	-------------------------	---------

Connection data

Wire connection method	Plug-in connection
------------------------	--------------------

RSS113024

Weidmüller Interface GmbH & Co. KG
 Klingenbergstraße 26
 D-32758 Detmold
 Germany

www.weidmueller.com

Technical data

Classifications

ETIM 6.0	EC001437	ETIM 7.0	EC001437
ETIM 8.0	EC001437	ECLASS 9.0	27-37-16-01
ECLASS 9.1	27-37-16-01	ECLASS 10.0	27-37-16-01
ECLASS 11.0	27-37-16-01	ECLASS 12.0	27-37-16-01

Approvals

Approvals

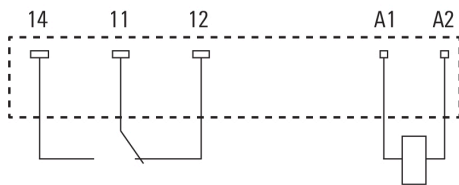


ROHS	Conform
UL File Number Search	UL Website
Certificate No. (cURus)	E35 1070

Downloads

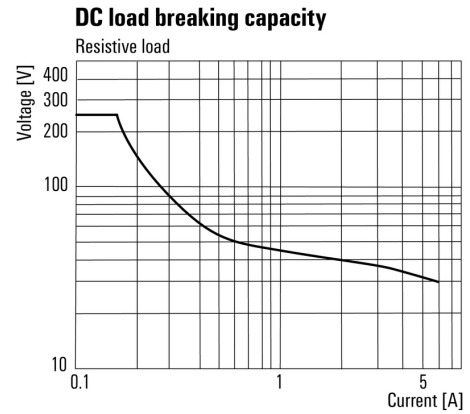
Engineering Data	CAD data – STEP
Engineering Data	WSCAD
Catalogues	Catalogues in PDF-format
Brochures	

Wiring diagram



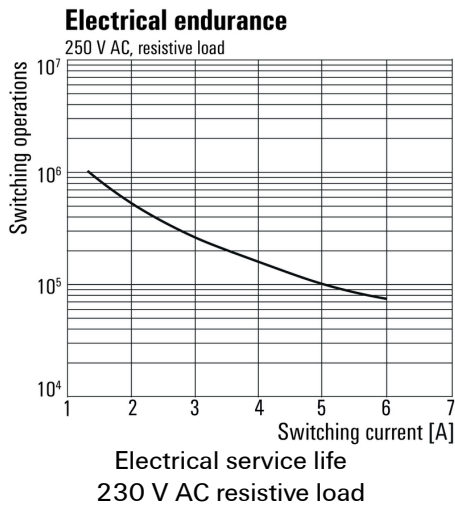
View of Pins from below

Graph



DC load limit curve

Graph



Dimensional drawing

