



aerospace
climate control
electromechanical
filtration
fluid & gas handling
hydraulics
pneumatics
process control
sealing & shielding



ISOMAX DX ISO Valve Series

Catalogue PDE2568TCUK June 2016




ENGINEERING YOUR SUCCESS.

ISOMAX - ISO 5599-1 - Sizes 1, 2 & 3

Pneumatic remote pilot or CNOMO operator - DIN or M12 connection

Order chart



**For Electro-Pneumatic pilot valve only
Solenoid valve operator definition**

DX 1 - 6 51 - B L 49

Size	
1	Size 1
2	Size 2
3	Size 3

Pilot	
4	Pneumatic
6	Electro-Pneumatic

Valve function	
Internal pilot supply	
06	5/2 double solenoid
56	5/2 double solenoid, 14 prioritised
21	5/2 single solenoid, spring return
51	5/2 single solenoid, differential return
11	5/3 double solenoid vented centre
13	5/3 double solenoid pressurised center *
16	5/3 double solenoid closed centre
External pilot 14 supply / Capture exhaust 12	
05	5/2 double solenoid
59	5/2 double solenoid, 14 prioritised
23	5/2 single solenoid, spring return
54	5/2 single solenoid, differential return
09	5/3 double solenoid vented centre
14	5/3 double solenoid pressurised center *
19	5/3 double solenoid closed centre

Voltage	
Blank	Operator only (without coil)
M12 connection	
19	24 Vdc
DIN connector	
45	12 Vdc
49	24 Vdc
40	12 Vac - 50/60 Hz
42	24 Vac - 50/60 Hz
53	110 Vac - 50Hz / 120 Vac - 60Hz
57	230 Vac - 50/60 Hz
Solenoid enclosure	
CNOMO 30 x 30 Operator for Low Power Coil	
L	Operator with coil
N	Operator only without coil
M12 connector	
2	One connector per distributor
6	One built-in connector per coil
Manual override	
On Pneumatic Valves or Electric Valves without operator	
60	Without direct spool override
70	With direct spool override
On electric operator *	
A	Without any
B	Non locking - Flush - Metal
C	Locking - Flush - Plastic

*) Variant not available for Size 3




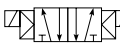
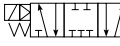


Shaded part numbers constituted with shaded voltage code are available from stock.
 Shaded part numbers constituted by unshaded voltage code are available on request but are subject to a minimum order quantity. Otherwise, select « Blank » as voltage code and order coil separately.

* Without direct valve spool manual override

ISOMAX - ISO 5599-1 - Sizes 1, 2 & 3

CNOMO operator with 30 x 30 DIN Form A / 24 Vdc / 2,7 W solenoid

With non locking manual override on solenoid valve operator - Without direct valve spool manual override




Symbol	Description	Size	Weight (g)	Order code	
		5/2 Single solenoid - Spring return	1 - 43 mm	500	DX1-621-BL49
		2 - 56 mm	750	DX2-621-BL49	
		3 - 71 mm	1250	DX3-621-BL49	
	5/2 Single solenoid - Differential	1 - 43 mm	500	DX1-651-BL49	
		2 - 56 mm	750	DX2-651-BL49	
		3 - 71 mm	1250	DX3-651-BL49	
	5/2 Double solenoid	1 - 43 mm	650	DX1-606-BL49	
		2 - 56 mm	900	DX2-606-BL49	
		3 - 71 mm	1400	DX3-606-BL49	
	5/3 Closed Center	1 - 43 mm	560	DX1-616-BL49	
		2 - 56 mm	900	DX2-616-BL49	
		3 - 71 mm	1400	DX3-616-BL49	
	5/3 Vented Center	1 - 43 mm	650	DX1-611-BL49	
		2 - 56 mm	900	DX2-611-BL49	
		3 - 71 mm	1400	DX3-611-BL49	
	5/3 Pressurised Center	1 - 43 mm	650	DX1-613-BL49	
		2 - 56 mm	900	DX2-613-BL49	

Solenoid connectors & cable plug to be ordered separately. See solenoid section

ISOMAX - ISO 5599-1 - Sizes 1, 2 & 3

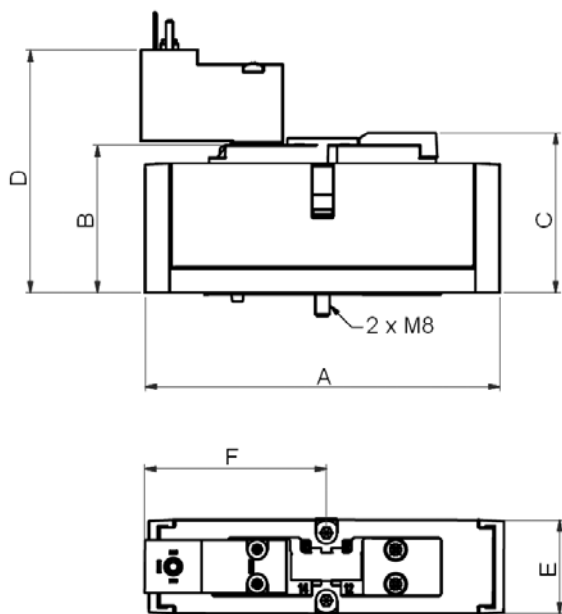
CNOMO operator without coil

With non locking manual override on solenoid valve operator - Without direct valve spool manual override

Symbol	Description	Size	Weight (g)	Order code	
		5/2 Single solenoid - Spring return	1 - 43 mm	400	DX1-621-BN
		2 - 56 mm	650	DX2-621-BN	
		3 - 71 mm	1150	DX3-621-BN	
	5/2 Single solenoid - Differential	1 - 43 mm	400	DX1-651-BN	
		2 - 56 mm	650	DX2-651-BN	
		3 - 71 mm	1150	DX3-651-BN	
	5/2 Double solenoid	1 - 43 mm	550	DX1-606-BN	
		2 - 56 mm	800	DX2-606-BN	
		3 - 71 mm	1300	DX3-606-BN	
	5/3 Closed Center	1 - 43 mm	550	DX1-616-BN	
		2 - 56 mm	800	DX2-616-BN	
		3 - 71 mm	1300	DX3-616-BN	
	5/3 Vented Center	1 - 43 mm	550	DX1-611-BN	
		2 - 56 mm	800	DX2-611-BN	
		3 - 71 mm	1300	DX3-611-BN	
	5/3 Pressurised Center	1 - 43 mm	550	DX1-613-BN	
		2 - 56 mm	800	DX2-613-BN	

30 x 30 DIN Form A or 22 x 30 DIN Form B coil & coil connectors to be ordered separately. See solenoid section

ISOMAX - ISO 15407-1 - Sizes 02 & 01



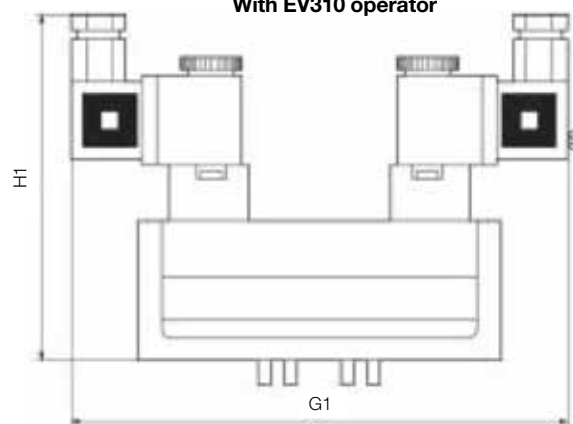
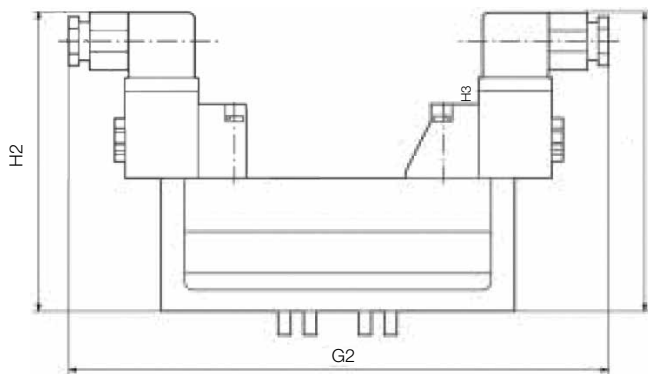
	A	B	C	D	E	F
ISOMAX 02	80	41	44,5	67,8	18	51,2
ISOMAX 01	100	42	45,5	68,8	26	51,2

ISOMAX - ISO 5599-1 - Sizes 1, 2 & 3

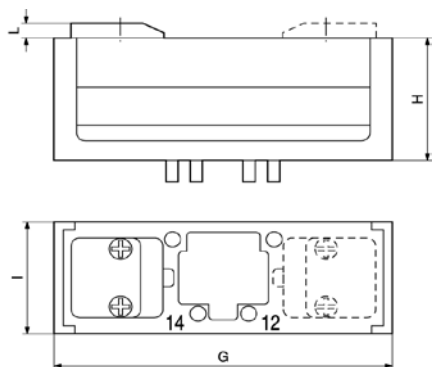
With P2F operator

With EV30 operator

With EV310 operator



Pneumatically actuated



	G	G1	G2	H	H1	H2	I	L
Size 1	120	164	202,5	47	115	119	42	5
Size 2	140	179,5	218	58,5	126,5	130	54	5
Size 3	170	198	235,5	71	139	142,5	68	5