

Air Cylinder

CJ2 Series

ø6, ø10, ø16

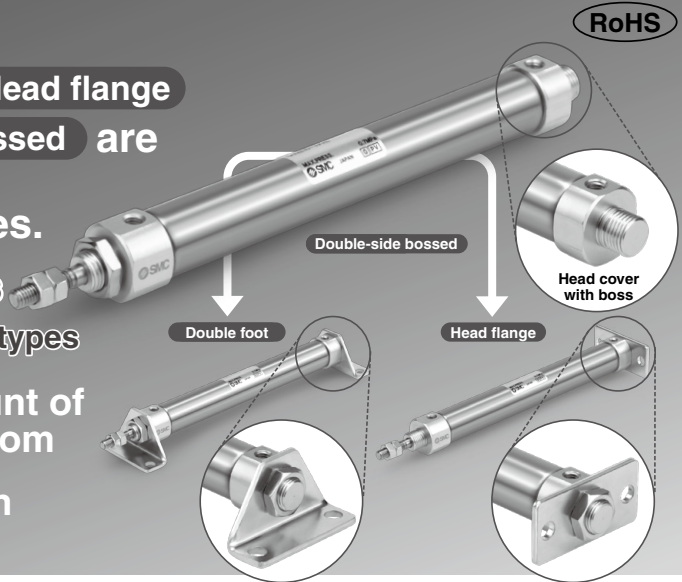
Double foot Head flange
Double-side bossed are
added to the
mounting types.

4 types → 7 types

For ø6, 3 types → 6 types

Improved amount of
mounting freedom

Head cover with
boss is added.



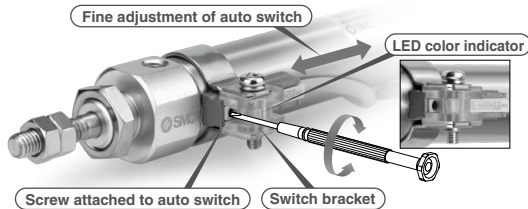
RoHS

- CJ1
- CJP
- CJ2**
- JCM
- CM2
- CM3
- CG1
- CG3
- JMB
- MB
- MB1
- CA2
- CS1
- CS2

Easy fine adjustment of auto switch position

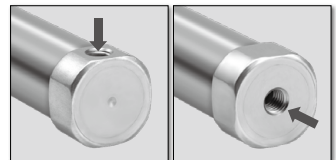
Fine adjustment of the auto switch position is possible by simply loosening the screw attached to the auto switch.

Transparent switch bracket improves
visibility of indicator LED.



Head cover port location “Perpendicular to axis” is newly added to ø6.

Improved piping flexibility



ø6	●	○
ø10	○	○
ø16	○	○



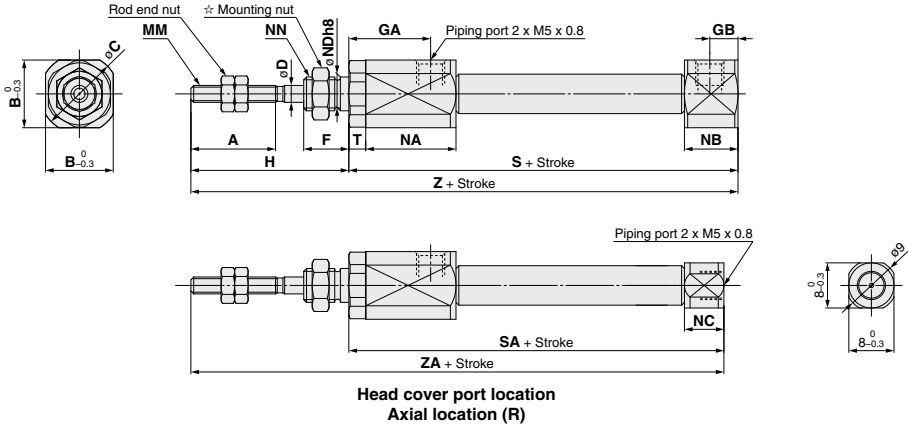
- D-
- X
- Technical Data

CJ2 Series

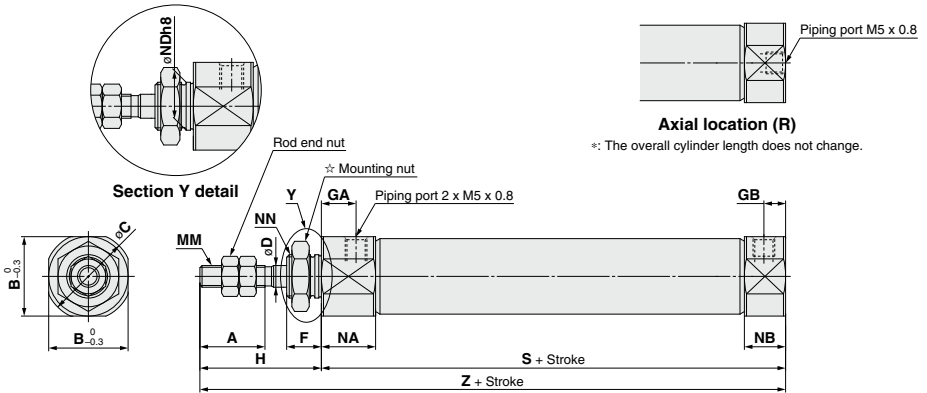
Dimensions

Basic (B)

CJ2B6 – Stroke Head cover port location Z



CJ2B ¹⁰/₁₆ – Stroke Head cover port location Z



☆ For details of the mounting nut, refer to page 63.

Bore size	A	B	C	D	F	GA	GB	H	MM	NA	NB	NC	Ndh8	NN	S	SA	T	Z	ZA
6	15	12	14	3	8	14.5	5	28	M3 x 0.5	16	9.5	7	$6_{-0.018}^0$	M6 x 1.0	51.5	49	3	79.5	77
10	15	12	14	4	8	8	5	28	M4 x 0.7	12.5	9.5	—	$8_{-0.022}^0$	M8 x 1.0	46	—	—	74	—
16	15	18.3	20	5	8	8	5	28	M5 x 0.8	12.5	9.5	—	$10_{-0.022}^0$	M10 x 1.0	47	—	—	75	—