

Product data sheet

Specifications



analog input module X80 - 8 inputs HART - current Isolated

BMEAHI0812

Main

Range of product	Modicon X80
Product or component type	Analog input module

Complementary

Application specific I/O	HART
Product compatibility	BMEP58... processor BMXFTB20... terminal block ABE7CPA31 BMEXBP... backplane ABE7CPA02 ABE7CPA03 Head module BMECRA31210
Electrical connection	20 ways terminal block Telefast
Isolation between channels	Isolated
Analogue input number	8
Analogue input type	Current 4...20 mA
Analogue input resolution	15 bits + sign
Input impedance	250 Ohm internally protective resistor (3.6 to 50 Ohm)
Measurement error	0.15 % of full scale 25 °C <= 0.3 % of full scale 0...60 °C
Temperature drift	50 ppm/°C
Isolation voltage	1000 V DC for 60 s between channels 1400 V DC for 60 s between channels and ground 1400 V DC for 60 s between channels and bus
Checks	Broken wire detection
Topology	Point-to-point
Function available	I/O mapping
Net weight	0.233 kg

Environment

Ambient air temperature for operation	0...60 °C
Directives	2014/35/EU - low voltage directive 2014/30/EU - electromagnetic compatibility
Product certifications	CE RCM

	CSA EAC Merchant Navy UL
Standards	EN/IEC 61010-2-201 EN/IEC 61131-2 UL 61010-2-201 CSA C22.2 No 61010-2-201
IP degree of protection	IP20

Packing Units

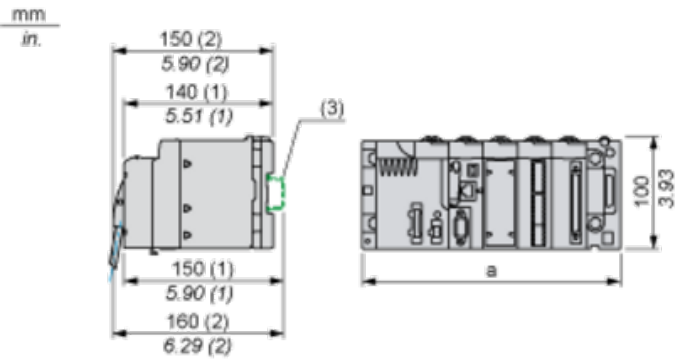
Unit Type of Package 1	PCE
Package 1 Length	12 cm
Number of Units in Package 1	1
Package 2 Width	30 cm
Package 2 Height	15 cm
Package 2 Weight	3.77 kg
Package 1 Width	11 cm
Package 1 Height	5.5 cm
Package 1 Weight	235 g
Number of Units in Package 2	15
Unit Type of Package 2	S02
Package 2 Length	40 cm

Offer Sustainability

Sustainable offer status	Green Premium product
REACH Regulation	REACH Declaration
REACH free of SVHC	Yes
EU RoHS Directive	Pro-active compliance (Product out of EU RoHS legal scope) EU RoHS Declaration
Mercury free	Yes
RoHS exemption information	Yes
China RoHS Regulation	China RoHS declaration
Environmental Disclosure	Product Environmental Profile
Circularity Profile	End of Life Information
WEEE	The product must be disposed on European Union markets following specific waste collection and never end up in rubbish bins
California proposition 65	WARNING: This product can expose you to chemicals including: Lead and lead compounds, which is known to the State of California to cause cancer and birth defects or other reproductive harm. For more information go to www.P65Warnings.ca.gov

Modules Mounted on Racks

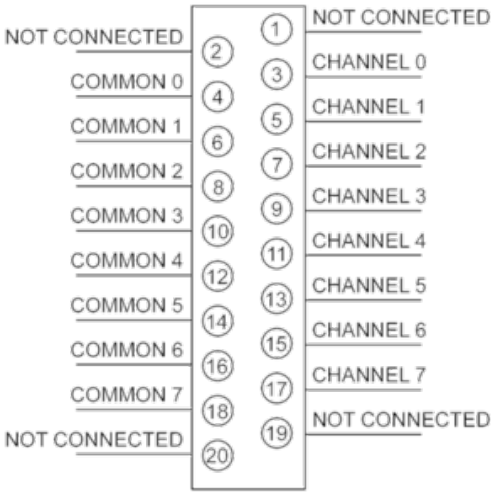
Dimensions



- (1) with removable terminal block (cage, screw or spring)
- (2) with FCN connector
- (3) on AM1 ED rail: 35 mm wide, 15 mm deep. Only possible with BMEXBP0400/0400H/0800/0800H/1200/1200H rack.

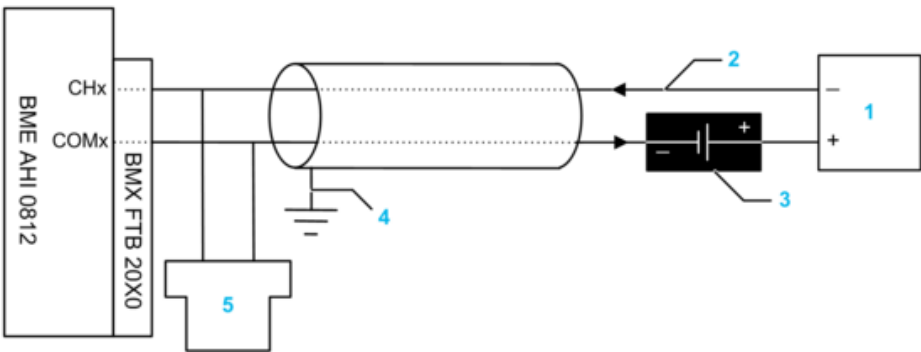
	a (in mm)	a (in in.)
BMEXBP0400 and BMEXBP0400H	242.4	09.54
BMEXBP0800 and BMEXBP0800H	372.8	14.68
BMEXBP1200 and BMEXBP1200H	503.2	19.81

Module Connection



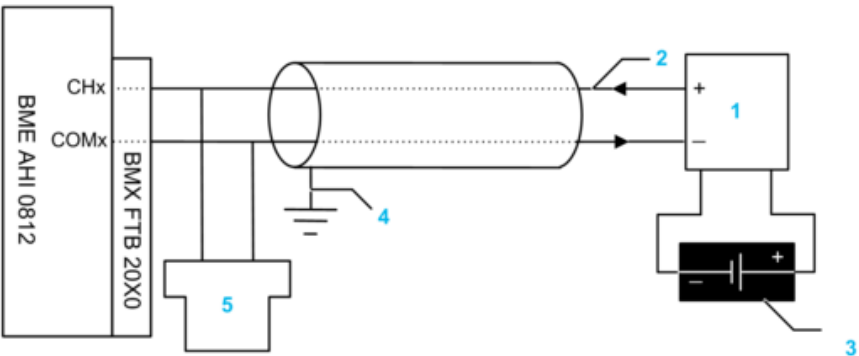
Input Circuit Diagram

With 2-Wire Transmitter



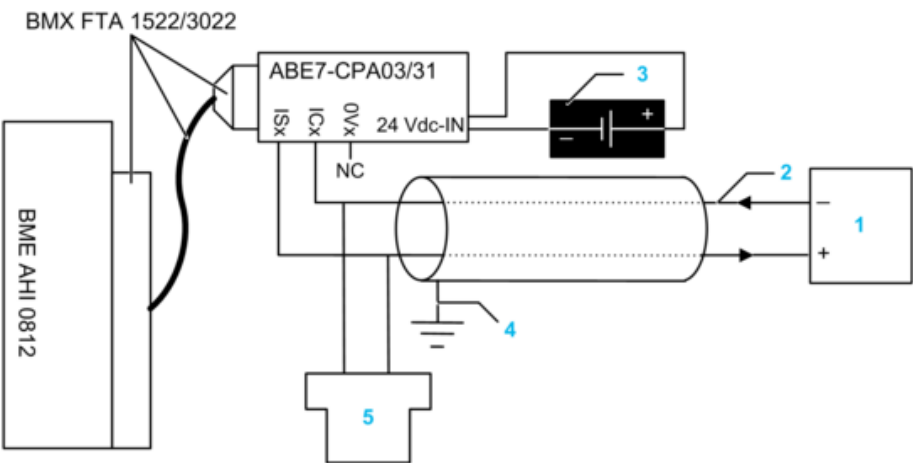
- 1 2-wire transmitter
- 2 4-20 mA current loop, with arrows indicating direction of current flow
- 3 Field power supply
- 4 Protective ground
- 5 Secondary HART master (hand-held)

With 4-Wire Transmitter



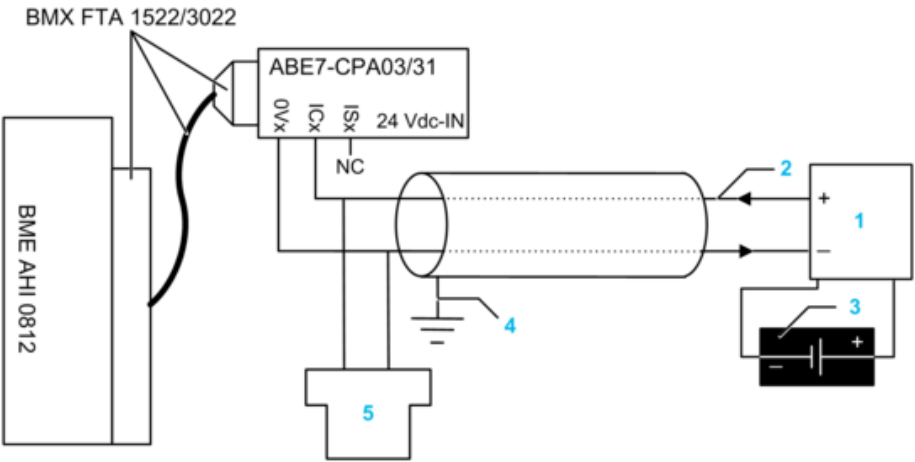
- 1 4-wire transmitter
- 2 4-20 mA current loop, with arrows indicating direction of current flow
- 3 Field power supply
- 4 Protective ground
- 5 Secondary HART master (hand-held)

With 2-Wire Transmitter and TELEFAST Connector with Power Supply



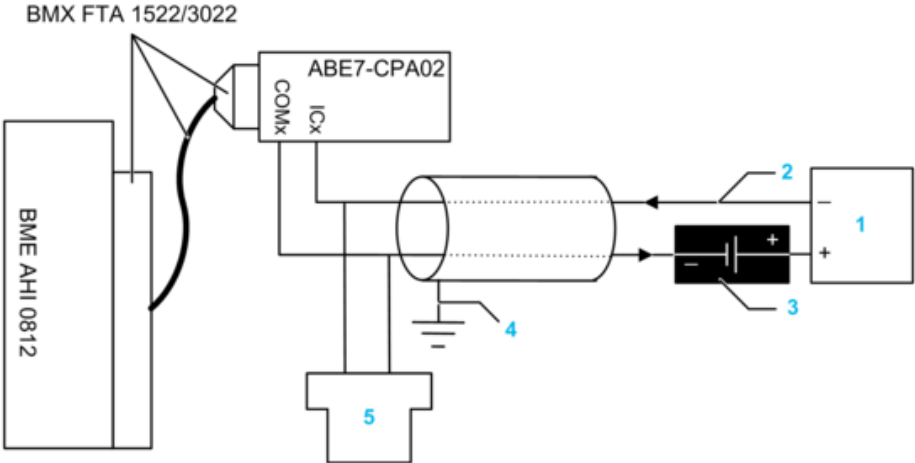
- 1 2-wire transmitter
- 2 4-20 mA current loop, with arrows indicating direction of current flow
- 3 24 Vdc power supply
- 4 Protective ground
- 5 Secondary HART master (hand-held)

With 4-Wire Transmitter and TELEFAST Connector with Power Supply



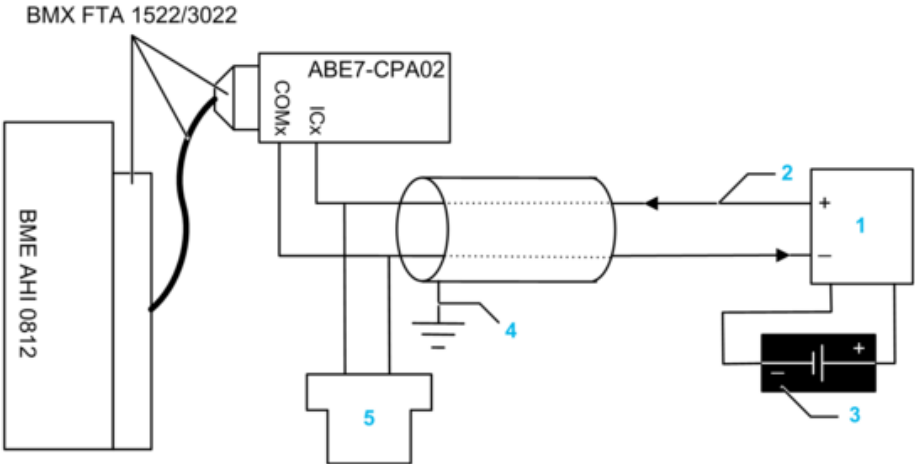
- 1 4-wire transmitter
- 2 4-20 mA current loop, with arrows indicating direction of current flow
- 3 Field power supply
- 4 Protective ground
- 5 Secondary HART master (hand-held)

With 2-Wire Transmitter and TELEFAST Connector without Power Supply



- 1 2-wire transmitter
- 2 4-20 mA current loop, with arrows indicating direction of current flow
- 3 Field power supply
- 4 Protective ground
- 5 Secondary HART master (hand-held)

With 4-Wire Transmitter and TELEFAST Connector without Power Supply



- 1 4-wire transmitter
- 2 4-20 mA current loop, with arrows indicating direction of current flow
- 3 Field power supply
- 4 Protective ground
- 5 Secondary HART master (hand-held)