





A DOVER COMPANY

PNEUMATIC POWER CLAMPS

JUNE 2009



www.destaco.com



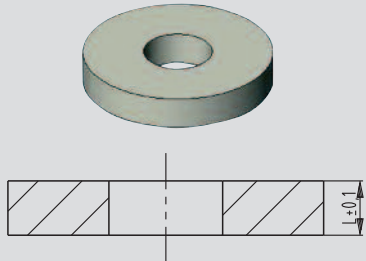
CAD FILES
AVAILABLE
ONLINE



Series 82L2-2, 82L3-2, 82L4-2

Accessories, With or Without Hand Lever

Specification	82L2-2	82L3-2	82L4-2
Clamping arm			
U-central	8JG-075-3-01	8JG-065-2-01	8JG-067-2-01
lateral	-	8JG-066-1-01	8JG-068-1-01
H-shape	-	8JG-363-1-01	8JG-364-1-01

Opening angle limitation spacer 	Opening-angle	82L2-2		82L3-2		82L4-2	
		Model no.	L ± 0.1mm	Model no.	L ± 0.1mm	Model no.	L ± 0.1mm
	15°	8CE-282-1	28.6	8CE-296-1	33.3	8CE310-1	38.4
	30°	8CE-284-1	23.1	8CE-298-1	26.9	8CE312-1	31
	45°	8CE-286-1	18.5	8CE-300-1	21.5	8CE314-1	24.7
	60°	8CE-288-1	14	8CE-302-1	16.3	8CE316-1	18.6
	75°	8CE-290-1	9.4	8CE-304-1	11	8CE318-1	12.5
	90°	8CE-292-1	4.7	8CE-306-1	5.5	8CE320-1	6.2

Spare parts for 82L..

Specification	82L2-2	82L3-2	82L4-2
Cylinder			
G Ports	8PW-095-2	8PW-096-2	8PW-097-2
NPT Ports		8PW-102-2	8PW-103-2
Seal-Kit	8PW-095-1-01	8PW-096-1-01	8PW-097-1-01
Sensor Kit			
B8 Connector Socket M12x1 cable		8EA-100-1	
B7 Connector Socket M12x1 fixed		8EA-096-1	
C8 Connector Socket M8x1 fixed		8EA-097-1	
Hand Lever	8KB-031-1	8KB-031-1	8KB-032-1

Wiring Diagram

Sensing system immune to interference from d.c. arc welding and a.c. arc welding

Inductive version: **B8, B7, C8** Pin assignment

