

Relays, Fuses and Accessories

from Bosch

Safe, Durable and Reliable











BOSCH
Invented for life

Connectors

Overview

Connectors join electrical terminations to create an electrical circuit that reliably transmits data, power and signals – even in the harshest environments. Bosch Connectors enable contact between wires, cables, printed circuit boards and electronic components. We offer standard connectors and even one with shrink tubes to tightly bind your wires and cables.

	Part	Width mm	For Conductor Cross Section mm ²	Color	Pack Quantity	Part Number
	Blade Terminal	6.3	0.5 – 1.0	red	100	8784480010
		6.3	1.5 – 2.5	blue	100	8784480011
	Blade Receptacle	2.8	0.5 – 1.0	red	100	1901355866
		4.8	0.5 – 1.0	red	100	1901355876
		6.3	0.5 – 1.0	red	100	1901355880
		6.3	1.5 – 2.5	blue	100	1901355881
		6.3	4.0 – 6.0	yellow	50	1901355882
		8	1.5 – 2.5	blue	50	8781355810
		9.5	4.0 – 6.0	yellow	50	8781355811
	Blade Terminal with Isolation	6.3	0.5 – 1.0	red	50	8784478014
		6.3	1.5 – 2.5	blue	50	8784478015
	Blade Receptacle	6.3	0.5 – 1.0	red	50	7781700029
		6.3	1.5 – 2.5	blue	50	7781700030
		6.3	4.0 – 6.0	yellow	50	7781700031
	Blade Receptacle with Branch	6.3	0.5 – 1.0	red	50	1901360820
		6.3	1.5 – 2.5	blue	50	1901360821
	Pin Terminal	4	0.5 – 1.0	red	100	8784480000
		5	1.5 – 2.5	blue	100	8784480001
	Pin Receptacle	4	0.5 – 1.0	red	100	8781355000
		5	1.5 – 2.5	blue	50	8781355800
	Wire Pin Sleeve	1.8	0.5 – 1.0	red	100	7781700017
		1.8	1.5 – 2.5	blue	100	8784480009
		1.8	4.0 – 6.0	yellow	100	7781700018