

# 30 mm Push Button Specifications

Bulletin Numbers 800T, 800H

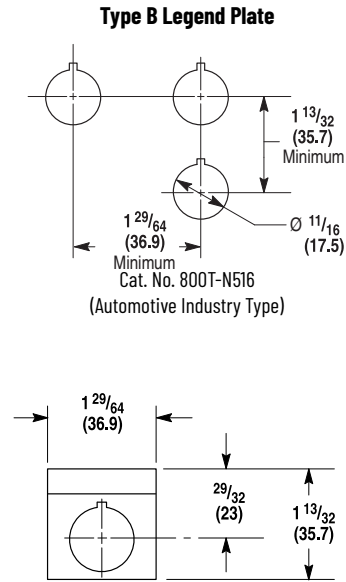
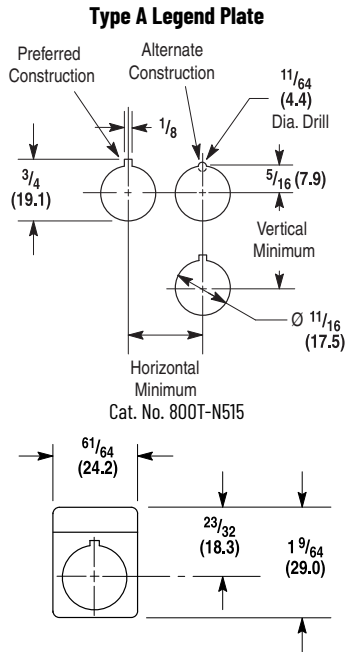
Topic	Page
<b>Specifications</b>	3
Standards Compliance and Certifications	4
Contact Ratings	4
<b>Assembled Stations</b>	6
<b>Emergency Stop Devices (Trigger Action)</b>	7
2-position – Non-illuminated	7
2-position – Illuminated	8
<b>Push Button Devices</b>	9
Momentary Contact Devices – Non-illuminated	9
Momentary Contact Devices – Illuminated	10
Momentary Contact Devices with Two-color Molded Legend Caps – Non-illuminated	11
<b>Selector Switch Devices</b>	13
2-position – Non-illuminated	13
2-position Cylinder Lock (Bulletin 800T Only) – Non-illuminated	14
3-position – Non-illuminated	15
3-position Cylinder Lock (Bulletin 800T Only) – Non-illuminated	16
4-position – Non-illuminated	17
4-position Cylinder Lock (Bulletin 800T Only) – Non-illuminated	18
Cam Target Tables	19
2-position Knob/Lever Type – Illuminated	20
3-position Knob/Lever Type – Illuminated	21
<b>Pilot Light Devices</b>	22
Typical Pilot Light Wiring Diagrams	23
<b>Push-pull and Push-pull/Twist Release Devices</b>	24
2-position – Non-illuminated	24
3-position – Non-illuminated	25
2-position – Illuminated	26
3-position – Illuminated	27
<b>Specialty Devices</b>	28
Potentiometer Devices	28
Mechanically Interlocked Maintained Push Button Devices	29
18 mm Small Pilot Lights Type 4/13, Class I, Division 2	29
Cluster Pilot Light Devices (Bulletin 800T Only)	30
1-, 2-, 3-, 4-way Toggle Switches (Bulletin 800T Only)	31
Selector Push Button Devices (Bulletin 800T Only)	33
Cylinder Lock Push Button Devices (Bulletin 800T only)	34
Momentary Padlocking Mushroom Head Devices (Bulletin 800T only)	34
Momentary Wobble Stick Push Button Devices (Bulletin 800T Type 13 only)	34
Break-Glass Push Button Stations (Bul. 800T only)	36

Topic	Page
<b>Custom-Built Stations/Enclosures</b>	37
<b>Accessories</b>	39
Contact Blocks	39
Power Modules	43
Universal LED Module	43
Trigger Action E-stop Latches	43
Replacement Color Caps	44
Selector Switch Knobs – Illuminated	46
Selector Switches	46
Booted Selector Switch Knobs (800H only) – Non-illuminated	46
Protective Boots	47
Potentiometer Replacement Knobs	48
Push Buttons	48
Miscellaneous	49
Locking Attachments	50
Guards	52
Replacement Lamps	53
Replacement Keys for Cylinder Lock 2-, 3-, and 4-position Selector Switches (Bulletin 800T only)	54
Replacement Keys for Push Button Switches with Cylinder Locks (Bulletin 800T only)	54
Legend Plates – Aluminum, Type 4/13 (Bulletin 800T)	55
Legend Plates – Plastic, Type 4/4X/13 (Bulletin 800H)	58
<b>Approximate Dimensions</b>	61
<b>800H General-purpose Enclosures</b>	74

Dimensions in inches (millimeters). Dimensions are not intended to be used for manufacturing purposes.

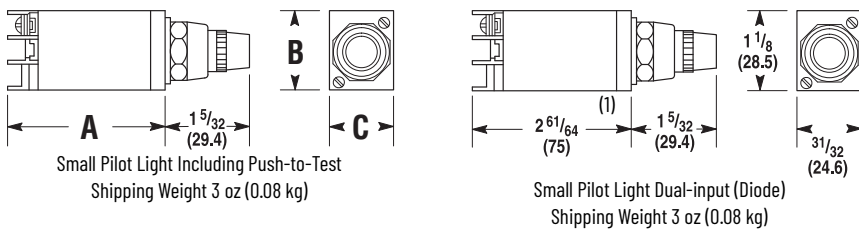
## 18 mm Small Pilot Lights

### Mounting Instructions



Device	Dimensions [in. (mm)]	
	Horizontal	Vertical
800T-PS, -PSD, -PST, -QS, -QST, and -RST	$31/32$ (24.6)	$1-5/32$ (29.4)
800T-PSDT	$1-3/64$ (26.6)	$1-15/64$ (31.4)

### Dimensions



(1) dual-input transformer pilot light dimension is  $2-31/32$  in. (75.4 mm).

Device	Dimensions [in. (mm)]		
	A	B	C
800T-PS, -PSD, -PST, -QS, -QST, and -RST	$2-1/4$ (57.2)	$1-1/16$ (27)	$27/32$ (21.4)
800T-PSDT	$2-61/64$ (75)	$1-15/64$ (31.4)	$31/32$ (24.6)