750-1500

16-Channel Digital Output Module 24 V DC

Ribbon cable, high-side switching

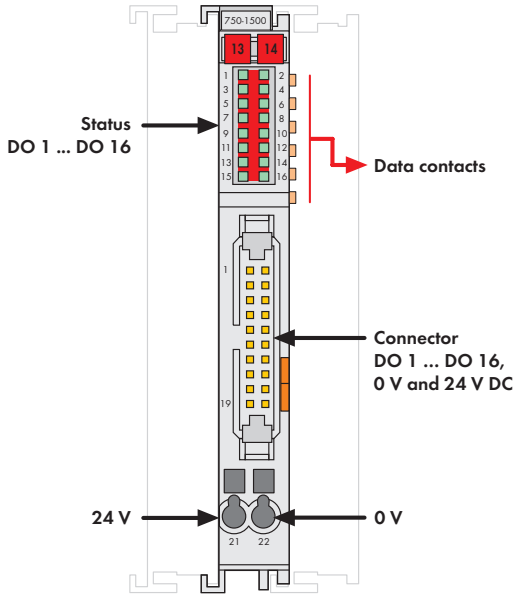

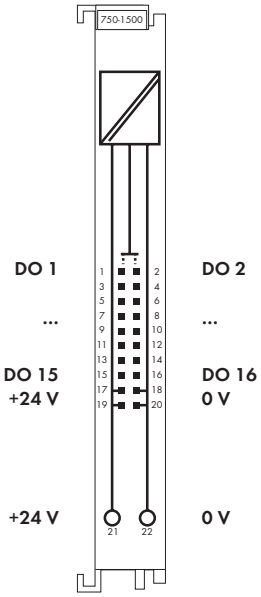

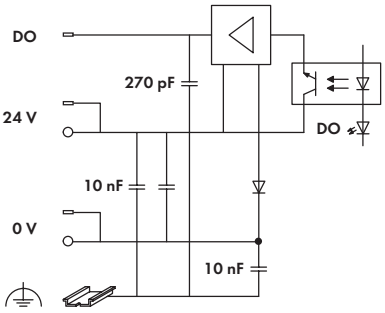

Delivered without miniature WSB markers

The digital output module provides 16 channels at a width of just 12mm (0.47in).
It transmits binary control signals from the automation device to connected actuators (e.g., magnetic valves, contactors, transmitters, relays or other electrical loads).
The 750-1500 connects to electronic modules via 20-pole ribbon cable.
The 24V power is fed to the electronic modules via two CAGE CLAMP® terminals.
A green LED indicates the switched status of each channel.
An optocoupler provides electrical isolation between the bus and the field side.

Description	Item No.	Pack. Unit
16DO 24V DC 0.5A, ribbon cable	**750-1500**	1
Interference-free for use in safety functions (see manual)		

Accessories		Item No.	Pack. Unit
Miniature WSB Quick marking system			
	plain	**248-501**	5
	with marking	see pages 352 ... 353	
Cable and interface modules		see section 10	

Approvals	Also see "Approvals Overview" in Section 1
Conformity marking	CE
Shipbuilding	ABS, DNV, GL, KR
UL 508	

Technical Data	
No. of outputs	16
Max. current consumption (internal)	40 mA
Voltage supply	24 V DC (-25 % ... +30 %)
Type of load	resistive, inductive, lamps
Max. switching frequency	1kHz
Output current (max.)	0.5 A, short-circuit protected
Current consumption typ. (field side)	29mA
Isolation	500 V system/field
Wire connection	20-pole male connector / CAGE CLAMP®
Cross sections CAGE CLAMP®	0.08 mm² ... 2.5 mm² / AWG 28 ... 14
Stripped lengths	8 ... 9 mm / 0.33 in
Dimensions (mm) W x H x L	12 x 73 x 100
	Height from upper-edge of DIN 35 rail
Weight	46.1 g