



General purpose relays 7 - 10 A



Automation for
blinds, grilles
and shutters



Control and
management of
electric power



Shipyards



Road / tunnel
lighting



Hoists and
cranes




Circuit breakers
and switches



Control panels



Panels for electrical
distribution



Accessories

A



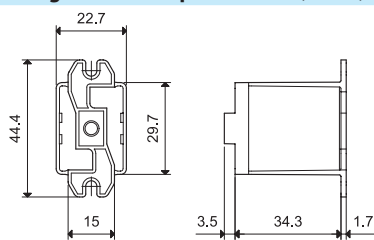
056.25



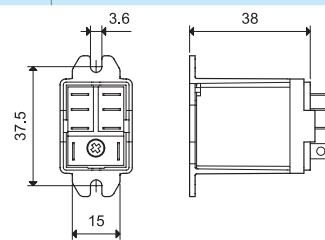
056.25 with relay

Top flange mount adaptor for 55.32, 55.33, 55.34

056.25



056.25



056.25 with relay



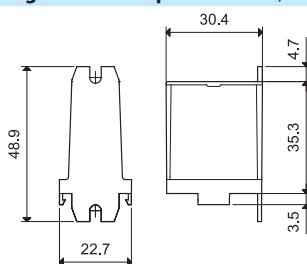
056.26



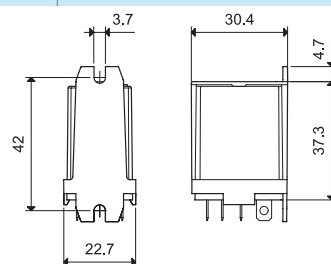
056.26 with relay

Rear flange mount adaptor for 55.32, 55.33, 55.34

056.26



056.26



056.26 with relay



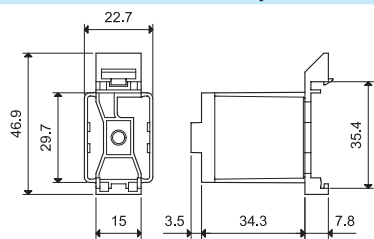
056.27



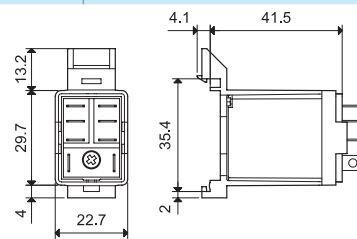
056.27 with relay

Top 35 mm rail (EN 60715) adaptor for 55.32, 55.33, 55.34

056.27



056.27



056.27 with relay

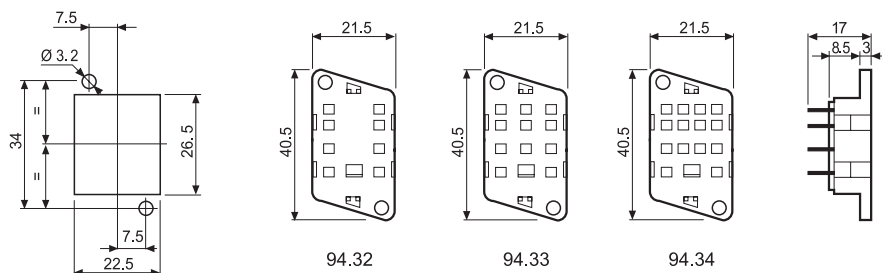


A 94.34

Approvals
(according to type):



Panel mount socket M3 screw fixing - solder connections	94.32 Blue	94.32.0 Black	94.33 Blue	94.33.0 Black	94.34 Blue	94.34.0 Black
For relay type	55.32		55.33		55.32, 55.34	
Accessories						
Metal retaining clip (supplied with socket - packaging code SMA)						094.51
Technical data						
Rated values	10 A - 250 V					
Dielectric strength	2 kV AC					
Ambient temperature	°C -40...+70					



Packaging codes

How to code and identify retaining clip and packaging options for sockets.

Example:

