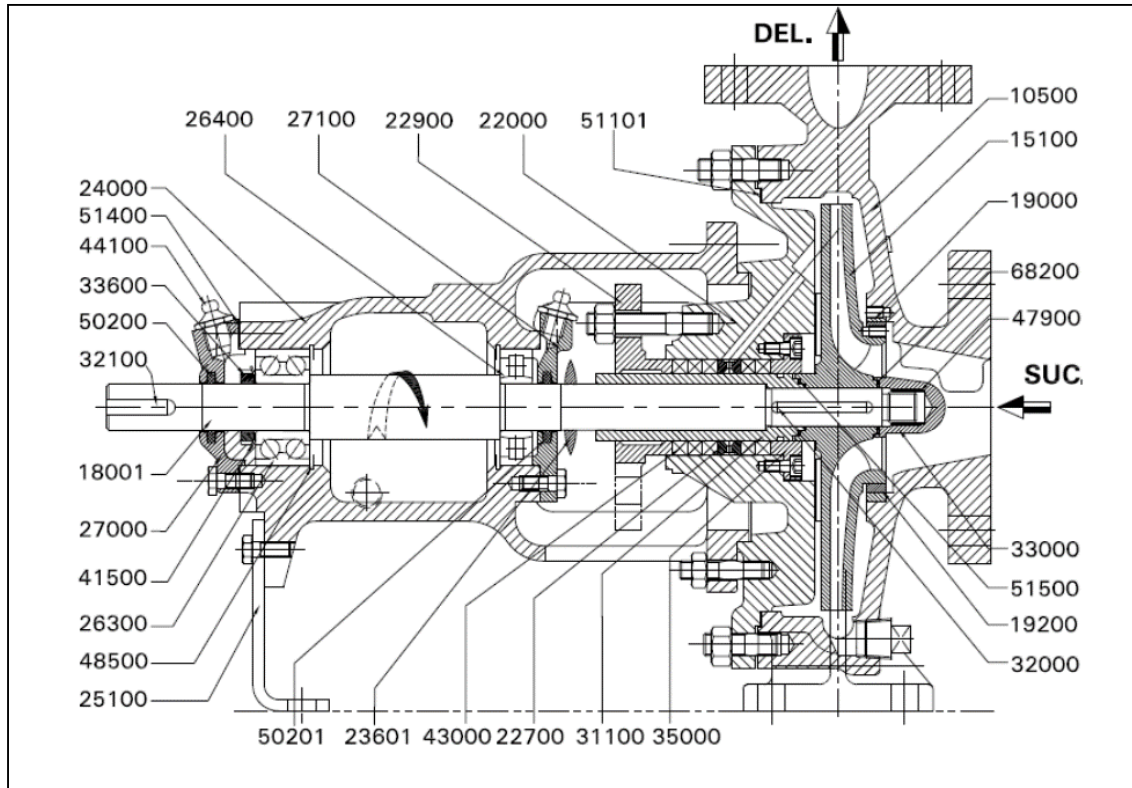
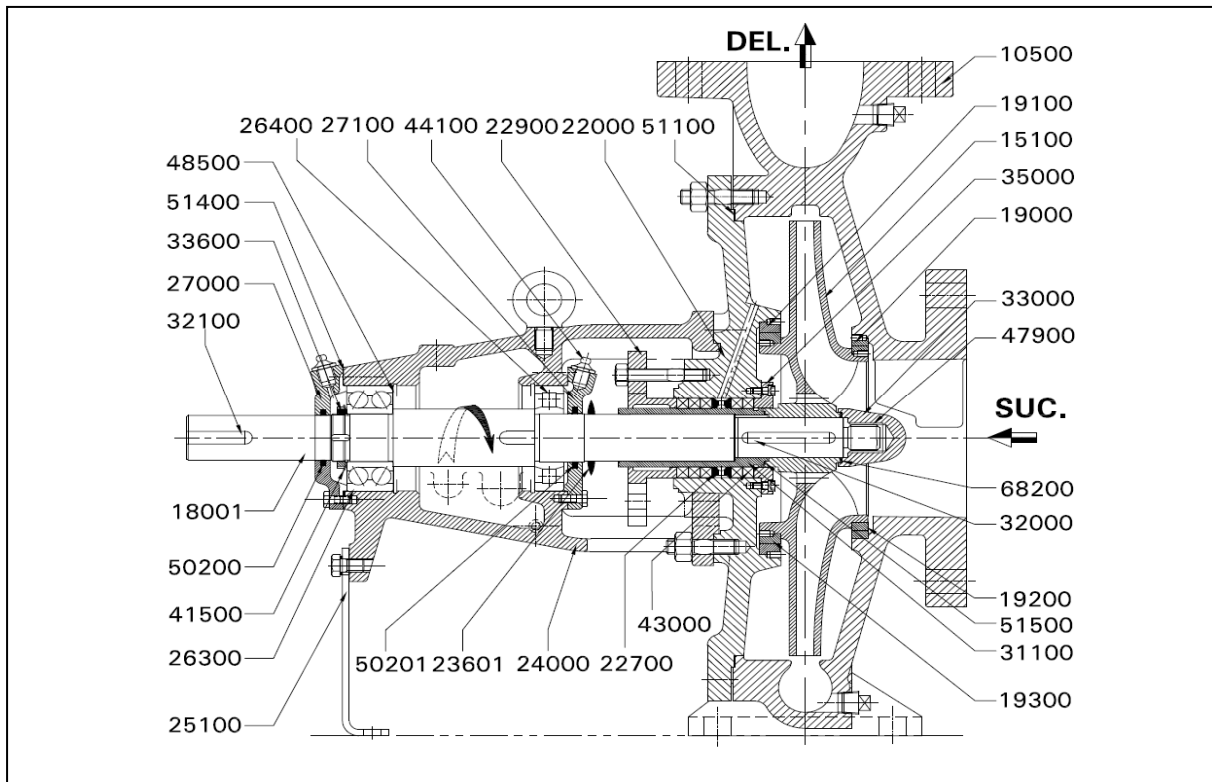


7.2.2 CROSS SECTIONAL DRAWING FOR CPHM – 7 & 9 UNIT



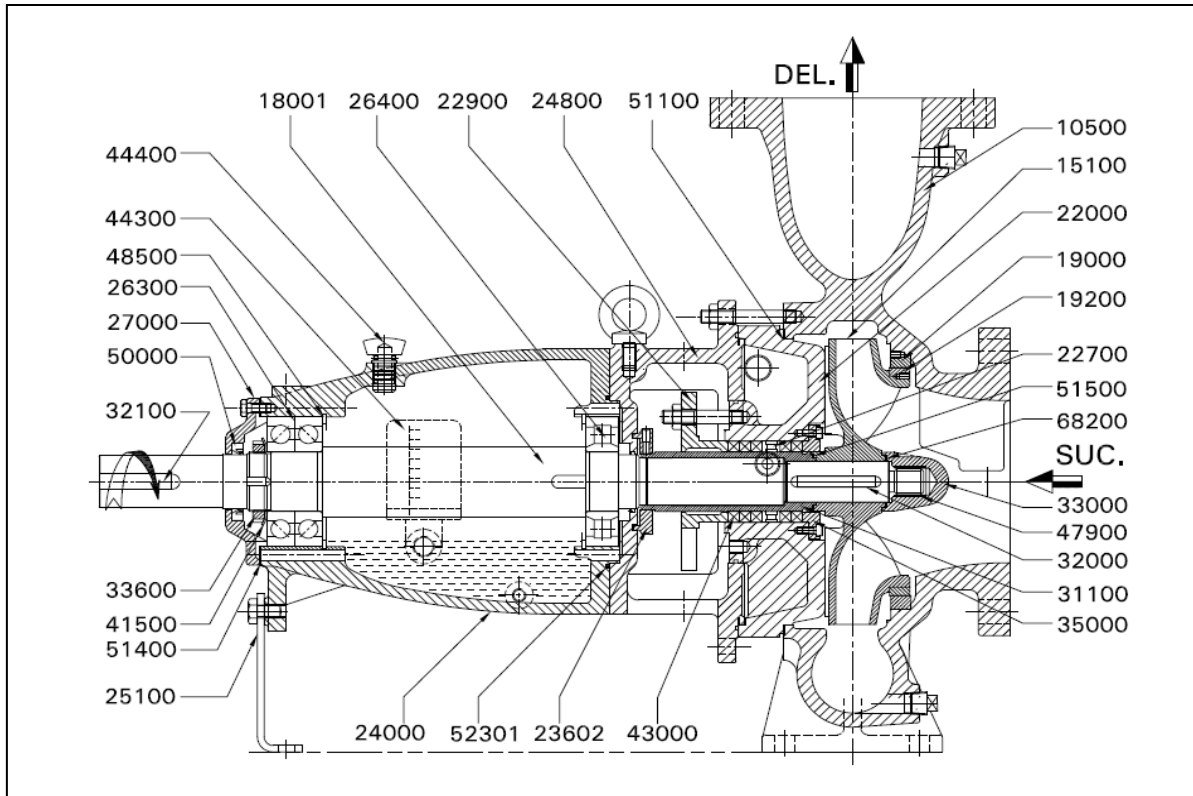
PART NO.	DESCRIPTION	PART NO.	DESCRIPTION
10500	PUMP CASING	27100	BEARING COVER P.S.
15100	ENCLOSED IMPELLER	31100	SHAFT SLEEVE
18001	PUMP SHAFT	32000	KEY FOR IMPELLER
19000	CASING WEAR RING SECTION SIDE	32100	KEY FOR COUPLING
19100	CASING WEAR RING DELIVERY SIDE	33600	LOCK NUT
19200	IMPELLER RING SUCTION SIDE	35000	STUFFING BOX BUSH
19300	IMPELLER RING DELIVERY SIDE	41500	LOCK WASHER
22000	CASING COVER	43000	GLAND PACKING
22700	LANTERN RING	44100	GREASE NIPPLE
22900	SPLIT GLAND	47900	HELICOIL INSERT
23601	LIQUID DEFLECTOR	48500	INTERNAL CIRCLIP
24000	BEARING HOUSING	50201	FELT RING
25100	SUPPORT FOOT	51101	GASKET FOR CASING
26300	ANGULAR CONTACT BALL BRG. D.S.	51400	GASKET FOR BEARING
26400	CYLINDRICAL ROLLER BRG. P.S.	51500	GASKET FOR SLEEVE AND IMPELLER
27000	BEARING COVER D.S.	68200	GASKET FOR IMPELLER

7.2.3 CROSS SECTION DRAWING OF CPHM UNIT - 7 AND 9 FOR BOTHE SIDE WEAR RINGS:



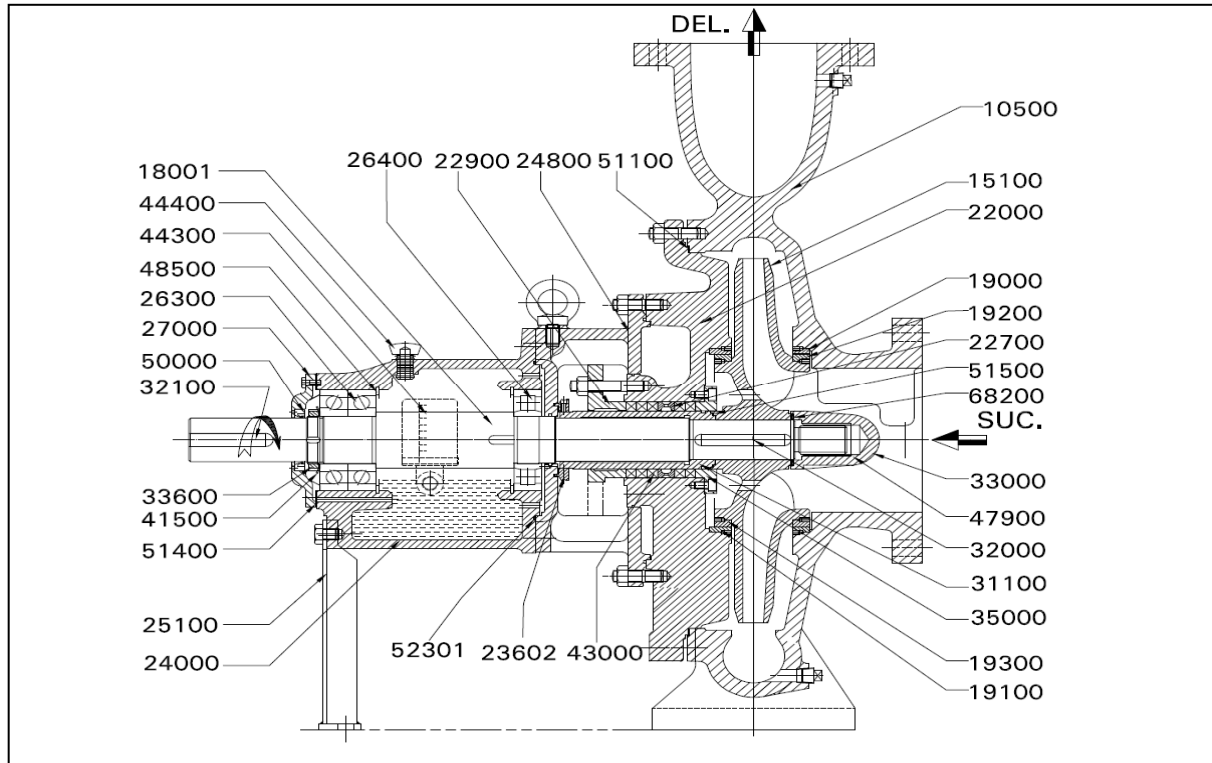
PART NO.	DESCRIPTION	PART NO.	DESCRIPTION
10500	PUMP CASING	27100	BEARING COVER P.S.
15100	ENCLOSED IMPELLER	31100	SHAFT SLEEVE
18001	PUMP SHAFT	32000	KEY FOR IMPELLER
19000	CASING WEAR RING SCTION SIDE	32100	KEY FOR COUPLING
19100	CASING WEAR RING DELIVERY SIDE	33600	LOCK NUT
19200	IMPELLER RING SUCTION SIDE	35000	STUFFING BOX BUSH
19300	IMPELLER RING DELIVERY SIDE	41500	LOCK WASHER
22000	CASING COVER	43000	GLAND PACKING
22700	LANTERN RING	44100	GREASE NIPPLE
22900	SPLIT GLAND	47900	HELICOIL INSERT
23601	LIQUID DEFLECTOR	48500	INTERNAL CIRCLIP
24000	BEARING HOUSING	50201	FELT RING
25100	SUPPORT FOOT	51101	GASKET FOR CASING
26300	ANGULAR CONTACT BALL BRG. D.S.	51400	GASKET FOR BEARING
26400	CYLINDRICAL ROLLER BRG. P.S.	51500	GASKET FOR SLEEVE AND IMPELLER
27000	BEARING COVER D.S.	68200	GASKET FOR IMPELLER

7.2.4 CROSS SECTION DRAWING OF CPHM125/26 (2900) PUMP UNIT-11:



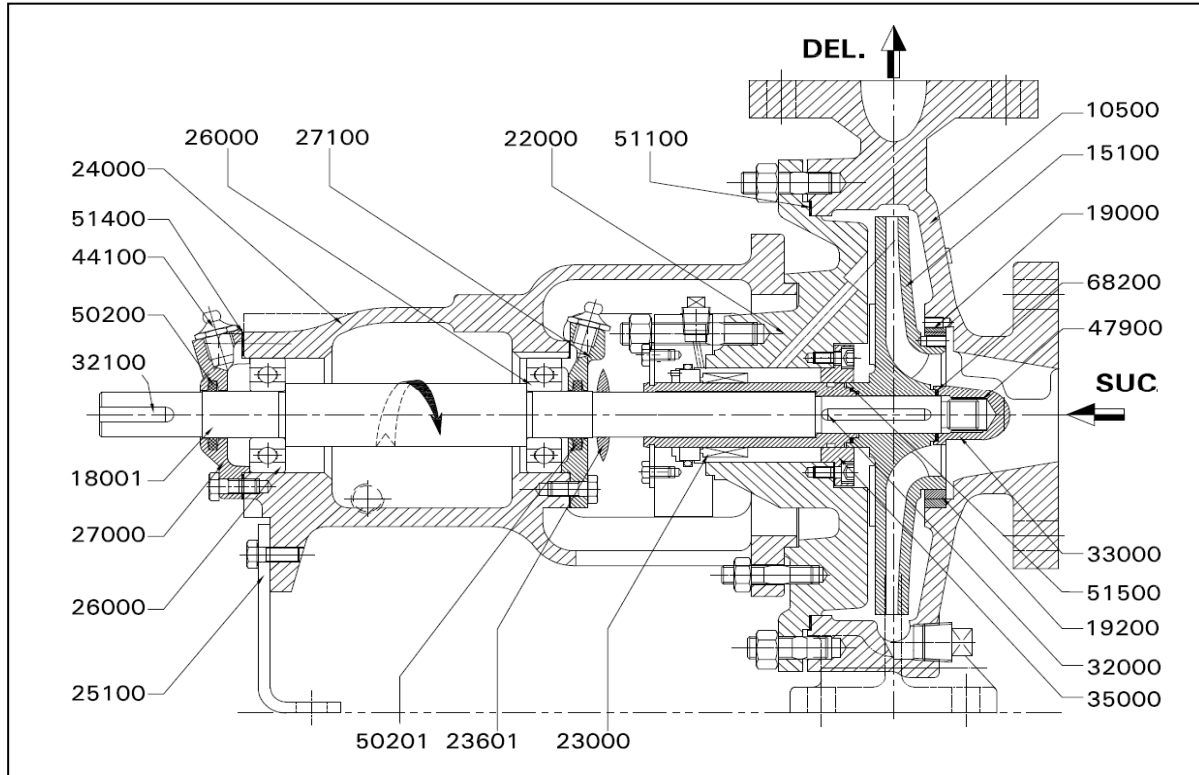
PART NO.	DESCRIPTION	PART NO.	DESCRIPTION
10500	PUMP CASING	27100	BEARING COVER P.S.
15100	ENCLOSED IMPELLER	31100	SHAFT SLEEVE
18001	PUMP SHAFT	32000	KEY FOR IMPELLER
19000	CASING WEAR RING SECTION SIDE	32100	KEY FOR COUPLING
19100	CASING WEAR RING DELIVERY SIDE	33600	LOCK NUT
19200	IMPELLER RING SUCTION SIDE	35000	STUFFING BOX BUSH
19300	IMPELLER RING DELIVERY SIDE	41500	LOCK WASHER
22000	CASING COVER	43000	GLAND PACKING
22700	LANTERN RING	44100	GREASE NIPPLE
22900	SPLIT GLAND	47900	HELICOIL INSERT
23602	LIQUID DEFLECTOR	48500	INTERNAL CIRCLIP
24000	BEARING HOUSING	50201	FELT RING
25100	SUPPORT FOOT	51101	GASKET FOR CASING
26300	ANGULAR CONTACT BALL BRG. D.S.	51400	GASKET FOR BEARING
26400	CYLINDRICAL ROLLER BRG. P.S.	51500	GASKET FOR SLEEVE AND IMPELLER
27000	BEARING COVER D.S.	68200	GASKET FOR IMPELLER

7.2.5 CROSS SECTION DRAWING OF CPHM 11A, 11B, 13:



PART NO.	DESCRIPTION	PART NO.	DESCRIPTION
10500	PUMP CASING	27100	BEARING COVER P.S.
15100	ENCLOSED IMPELLER	31100	SHAFT SLEEVE
18001	PUMP SHAFT	32000	KEY FOR IMPELLER
19000	CASING WEAR RING SECTION SIDE	32100	KEY FOR COUPLING
19100	CASING WEAR RING DELIVERY SIDE	33600	LOCK NUT
19200	IMPELLER RING SUCTION SIDE	35000	STUFFING BOX BUSH
19300	IMPELLER RING DELIVERY SIDE	41500	LOCK WASHER
22000	CASING COVER	43000	GLAND PACKING
22700	LANTERN RING	44100	GREASE NIPPLE
22900	SPLIT GLAND	47900	HELICOIL INSERT
23602	LIQUID DEFLECTOR	48500	INTERNAL CIRCLIP
24000	BEARING HOUSING	50201	FELT RING
25100	SUPPORT FOOT	51101	GASKET FOR CASING
26300	ANGULAR CONTACT BALL BRG. D.S.	51400	GASKET FOR BEARING
26400	CYLINDRICAL ROLLER BRG. P.S.	51500	GASKET FOR SLEEVE AND IMPELLER
27000	BEARING COVER D.S.	68200	GASKET FOR IMPELLER

7.2.6 CROSS SECTION DRAWING OF CPHM PUMP WITH MECHANICAL SEAL:



PART NO.	DESCRIPTION	PART NO.	DESCRIPTION
10500	PUMP CASING	27100	BEARING COVER P.S.
15100	ENCLOSED IMPELLER	31100	SHAFT SLEEVE
18001	PUMP SHAFT	32000	KEY FOR IMPELLER
19000	CASING WEAR RING SCTION SIDE	32100	KEY FOR COUPLING
19100	CASING WEAR RING DELIVERY SIDE	33600	LOCK NUT
19200	IMPELLER RING SUCTION SIDE	35000	STUFFING BOX BUSH
19300	IMPELLER RING DELIVERY SIDE	41500	LOCK WASHER
22000	CASING COVER	43000	GLAND PACKING
22700	LANTERN RING	44100	GREASE NIPPLE
22900	SPLIT GLAND	47900	HELICOIL INSERT
23602	LIQUID DEFLECTOR	48500	INTERNAL CIRCLIP
24000	BEARING HOUSING	50201	FELT RING
25100	SUPPORT FOOT	51101	GASKET FOR CASING
26300	ANGULAR CONTACT BALL BRG. D.S.	51400	GASKET FOR BEARING
26400	CYLINDRICAL ROLLER BRG. P.S.	51500	GASKET FOR SLEEVE AND IMPELLER
27000	BEARING COVER D.S.	68200	GASKET FOR IMPELLER