

Dispensing valves



Technical data



Article no.		401.00.24	401.09.01	401.23.00	401.23.70	401.23.03
Description		ID 1	ID 2.5	ID 6		ID 12
Version		with packing	with packing	with packing	with lip seal	with packing
Working pressure	bar	250			100	
Maximum pressure	bar	315				
Pneumatic connection		2x iM5		2x iG1/8		
Material connection	G	1/8"	1/4" short	1/4"		1/2"
Dimensions (A x B)	mm	20 x 23	35 x 35	50 x 50		
Height max. (C)	mm	130	260		345	
Weight	kg	0.2	0.52	1.45		1.66

Accessories

Handle




	1007423	Handle pneumatic (for ID1)
	1007424	Handle electric with switch (for ID1)
	1007425	Handle electric with initiator (for ID1)
	401.03.50	Handle pneumatic (for ID2.5/6/12)
	401.03.60	Handle electric with switch (for ID2.5/6/12)
	401.03.66	Handle electric with initiator (for ID2.5/6/12)

Solenoid valve plate

	401.02.81	Solenoid valve plate (for ID1)
	100.55.18	Solenoid valve plate (for ID2.5)
	1007361	Solenoid valve plate (for ID12)
	1000631	Valve plug C with 10 m cable
	29.01.292	Valve plug B with 10 m cable
	29.01.230	Cable 8 m with plug-in connection
	22034560	Cable box M8 4-pole straight 10 m

Accessories

Signal generator

	1025106	Electronic signal transmitter with plug M8x1 and cable 5m
	130078	Electronic signal transmitter with plug M8x1
	29.01.238	Cable 10m with plug 3-pole M8x1

Outlet adapter

	500.00.31	Outlet adapter iM12x1 aG1/8 60°
	500.01.31	Outlet adapter iM12x1 iG1/4 60°
	500.00.56	Sleeve nut iM12x1 iG1/8
	500.00.15	Sleeve nut with O-ring iG1/2 aG1/2 60°

Valve heating

	1007871	Valve heating 100W 230V PT100
	1006490	Valve heating 100W 230V PT100

Inlet adapter

	500.00.32	Double nipple aG1/8 aG1/8 60°
	500.00.33	Reducing nipple aG1/8 aG1/4 60°
	410.18.03	Nipple aG1/8 iG1/8 60°
	500.00.34	Nipple aG1/4 aG1/4 60°
	500.00.36	Nipple aG1/4 aG3/8 60°
	500.00.37	Nipple aG1/4 aG1/2 60°