








AS-i Power 8 A 120 V / 230-500 V AC AS-Interface power supply unit, IP20 IN: 120 V / 230-500 V AC OUT: AS-i, 8 A (30 V DC) with integrated ground fault detection, with integrated overload detection with AS-i data decoupling

General technical data		
Type of device		AS-Interface power supply unit IP20
version		single output
Additional function		integrated ground-fault detection, remote reset and remote indication
input voltage nominal value AC		
• range 1	V	120
• range 2	V	230
Inputs		
input recommended circuit breaker (IEC 898) in the main supply line		10 A, characteristic C
input voltage range		
• voltage range 1 AC	V	85 ... 132
• voltage range 2 AC	V	176 ... 550
input		
• Mains buffering time at I _a rated min		20 ms
• line frequency		50/60 Hz
• Mains frequency range	Hz	47 ... 63
• range changeover using		Changeover switch on device
• input voltage built-in		T 6.3 (not accessible)
Connections input		spring-loaded terminal connection input (0.2 ... 2.5 mm ²)/ diagnosis (0.14 ... 1.5 mm ²)
Outputs		
output		
• DC-voltage controlled floating according to AS-Interface specification		yes
• voltage rated value U _a rated DC		30 V
• tolerance total DC	V	29.5 ... 31.6
• rated current I _a rated		8 A
• residual ripple peak-to-peak (0-10 kHz, AS-i+/AS-i-) max	mV	300
• spikes peak-to-peak (10-500 kHz, AS-i+/AS-i-) max	mV	50
Connections Output		spring-loaded terminal connection output (0.2 ... 2.5 mm ²)/ diagnosis (0.14 ... 1.5 mm ²)
Efficiency/ heat loss		
Efficiency at U _a rated, I _a rated	%	87
power loss [W] maximum	W	32
Protective and monitoring functions		
Output overvoltage protection		yes (< 35V)
Current limitation from min.		8.5 A

Short-circuit protection		yes
Safety related data		
protection class (EN 60 950/IEC 950)		I
Electrical isolation primary/secondary		ES1 according EN 62368-1 (for products until end of 2020: SELV according to EN 60 950 and EN 50 178)
protection class IP		IP20
Electromagnetic compatibility		
electromagnetic compatibility (EMC)		EN 61 000-6-2, EN 61 000-4-2/-3/-4/-5/-11
<ul style="list-style-type: none"> interference immunity emitted interference 		class B according to EN 55 022, IEC 61 000-6-3
Ambient conditions		
ambient temperature		
<ul style="list-style-type: none"> during operation during storage 	°C	-10 ... +70
	°C	-25 ... +80
humidity rating		climatic class DIN 50010, relative humidity max. 100% without condensation
fastening method		fixing on standard mounting rail DIN EN 59 022-35 x 7.5 mm snap-on
width	mm	120
height	mm	125
depth	mm	125

Certificates/ approvals

General Product Approval	EMC	Declaration of Conformity	Marine / Shipping
			
		UK Declaration of Conformity	

Marine / Shipping

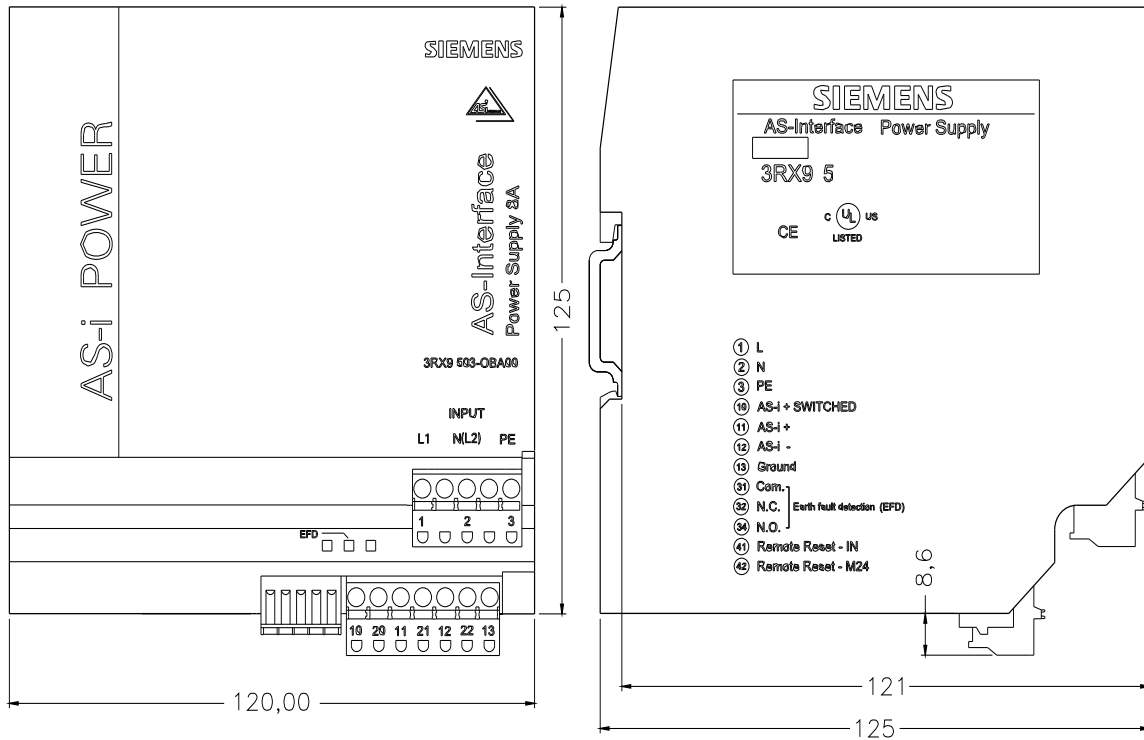
Marine / Shipping	other
     	

other

[Confirmation](#) [Miscellaneous](#)

Further information

Information- and Downloadcenter (Catalogs, Brochures,...)
<https://www.siemens.com/ic10>
 Industry Mall (Online ordering system)
<https://mall.industry.siemens.com/mall/en/en/Catalog/product?mlfb=3RX9503-0BA00>
 Cax online generator
<http://support.automation.siemens.com/WW/CAXorder/default.aspx?lang=en&mlfb=3RX9503-0BA00>
 Service&Support (Manuals, Certificates, Characteristics, FAQs,...)
<https://support.industry.siemens.com/cs/ww/en/ps/3RX9503-0BA00>
 Image database (product images, 2D dimension drawings, 3D models, device circuit diagrams, EPLAN macros, ...)
http://www.automation.siemens.com/bilddb/cax_de.aspx?mlfb=3RX9503-0BA00&lang=en



last modified:

4/23/2021