

# Rosemount™ 3900/3900VP

## General Purpose pH/ORP Sensors



### **High performance for your process pH/ORP needs**

The Rosemount 3900 and 3900VP pH/ORP combination sensors are used for reliable pH or oxidation reduction potential measurements of aqueous solutions in pipelines, open tanks, or ponds. Their robust designs allow the Rosemount 3900 and 3900VP sensors to be used in a wide range of applications.

# Overview

## A robust sensor design



- Extended sensor life and protection against poisoning ions using a double junction reference.
- Enhanced performance and increased life with cracking resistant glass.
- Maximum chemical resistance provided by a rugged polyphenylene sulfide body.
- Operates in sub-zero temperatures down to 14 °F (-10 °C).
- Built-ins solution ground for advanced diagnostics.

## Versatile installation options

- The sensor body features a one-piece construction with both front facing and rear facing process threads.
- 3/4-in. and 1-in. male national pipe thread (MNPT) process connections to meet a variety of application installation requirements.
- Variopol (VP8) cable connection option, for quick cable-to-sensor release, eliminates cable twisting.

## SMART preamplifier

- Automatic recognition of pH sensors by Rosemount transmitters: 1066, 1057, 1056, and 56.
- pH calibration data is stored, which allows sensors to be calibrated in advance for "plug and play" installations in the field.

# Ordering information



The Rosemount 3900 and 3900VP General Purpose pH/ORP Sensors feature a chemically resistant Ryton® plastic body, along with a built-in solution ground for advanced diagnostics and a Pt-100 resistance temperature device (RTD) for temperature compensation. These sensors are available with either an integral cable connection (Rosemount 3900) or Variopol (VP8) connector (Rosemount 3900VP). Variopol cables are sold separately (see [Accessories](#)).

## Contents

Overview.....	2
Ordering information.....	2
Accessories.....	5
Specifications.....	6
Rosemount pH/ORP sensor(s) product certifications.....	7
Dimensional and installation drawings.....	12

## Rosemount 3900 ordering information

[CONFIGURE >](#)
[VIEW PRODUCT >](#)

### Note

The Rosemount 3900 pH/ORP Sensor is housed in a Ryton® plastic body with built-in solution ground for advanced diagnostics. Pt-100 is offered for a temperature compensator. The sensor is available with an integral cable. You can mount the sensor using a process connector, both ordered separately. You can also order junction box kits with preamplifiers separately if the transmitter does not have an integral preamplifier.

### Model

Code	Description
3900	General Purpose pH/ORP Sensor

### Preamplifier options

Code	Description
01	SMART preamplifier, 32-ft. (10 m) cable <sup>(1)</sup>
02	No preamplifier, 15-ft. (5 m) cable
04	SMART preamplifier, 50-ft. (15 m) cable <sup>(1)</sup>
05	SMART preamplifier, 66-ft. (20 m) cable <sup>(1)</sup>
06	SMART preamplifier, 100-ft. (30 m) cable <sup>(1)</sup>
07	No preamplifier, 4-ft. (1 m) cable
08	No preamplifier, 10-ft. (3 m) cable

(1) Standard preamplifier if used with oxidation reduction potential (ORP).

### Measuring code

Code	Description
10	General purpose low resistivity (GPLR) pH glass (0-14 pH)
12	Platinum oxidation reduction potential (ORP)

### Calibration certificates - optional level

Code	Description
CC	Certificate of Calibration (no test data given)
LC	Loop Calibration Certificate (sensor and transmitter calibrated together, with test data)
EC	Electronic Calibration Certificate (sensor calibrated against factory instrument, with test data)

## Rosemount 3900VP ordering information

[CONFIGURE >](#)
[VIEW PRODUCT >](#)

### Model

Code	Description
3900VP	General Purpose pH/ORP Sensor with Variopol connector

### Preamplifier options

Code	Description
01	SMART preamplifier <sup>(1)</sup>
02	No preamplifier

(1) Standard preamplifier if used with oxidation reduction potential (ORP).

### Measuring code

Code	Description
10	General purpose low resistivity (GPLR) pH glass (0-14 pH)
12	Platinum oxidation reduction potential (ORP)

### Calibration certificates - optional level

Code	Description
CC	Certificate of Calibration (no test data given)
LC	Loop Calibration Certificate (sensor and transmitter calibrated together, with test data)
EC	Electronic Calibration Certificate (sensor calibrated against factory instrument, with test data)

## Accessories

Part number	Description
11275-01	Handrail mounting assembly
12707-00	Jet spray cleaner
2002011	CPVC flow-through tee, 1½-in. national pipe thread (NPT) process connection
23242-02	Mounting adapter, 1½-in. insertion, 1 x ¾ in.
23555-00	Junction box, Rosemount 54/5081/1055/Xmt compatible preamplifier
24091-00	Cell, low flow, ¼-in. inlet and outlet
33894-00	Adapter, 1-in. NPT low flow cell
24281-00	15-ft. (4.6 m) VP8 cable
24281-01	25-ft. (7.6 m) VP8 cable
24281-02	2.5-ft. (0.8 m) VP8 cable
24281-03	50-ft. (15.2 m) VP8 cable
24281-04	100-ft. (30.5 m) VP8 cable
24281-05	4-ft. (1.2 m) VP8 cable
24281-06	10-ft. (3 m) VP8 cable
24281-07	20-ft. (6.1 m) VP8 cable
24281-08	30-ft. (9.1 m) VP8 cable
9200273	Extension cable, 11-conduit, shielded, unprepped, per foot
9210012	Buffer solution, pH 4.01, 16 oz. (473 ml)
9210013	Buffer solution, pH 6.86, 16 oz. (473 ml)
9210014	Buffer solution, pH 9.18, 16 oz. (473 ml)
00390-7101-0001	Low flow panel
R508-8OZ	Oxidation reduction potential (ORP) calibration standard 460 ± 10 mV

## Specifications

**Table 1: Percent Linearity over pH Range**

pH range	Linearity
0-7	97%
1-7	98%
4-7	98%
7-10	99%
7-12	97%
7-13	96%
7-14	95%

**Table 2: Rosemount 3900/3900VP pH/ORP Sensor Specifications**

Measurement range	
pH	0 to 14
Oxidation reduction potential (ORP)	-1500 to +1500 mV
Operating temperature	
14 to 212 °F (-10 to 100 °C), automatic temperature compensation from 14 to 212 °F (-10 to 100 °C)	
Maximum pressure	
100 psig (790 kPa) at 212 °F (100 °C) CRN rating: 60 psig up to 212 °F (100 °C)	
Materials of construction	
Sensor body	Ryton®: polyphenylene sulfide (PPS)
O-ring	EPDM
pH electrode	Glass
ORP electrode	Glass, platinum
Solution ground	Stainless steel
Reference junction	PTFE
Conductivity	
Responds to changes in pH at a minimum conductivity of 0.1 μS/cm when used with the low flow panel. The sample flow rate must be controlled to 2 gallons per hour (7.61 liters per hour).	
Process connection	
Front facing	¾-in. and 1-in. male national pipe thread (MNPT)
Rear facing	1-in. MNPT
Temperature compensation	
Pt-100	

**Table 2: Rosemount 3900/3900VP pH/ORP Sensor Specifications (continued)**

Cable	
3900	Various cable lengths (see <a href="#">Preamplifier options</a> ) with integral preamplifier; 15-ft. (4.6 m) and less without preamplifier
3900VP	Use 24281-XX, 2.5-ft. (0.8 m) to 100 ft. (30.5 m). See <a href="#">Accessories</a> .
Weight/shipping weight	
1 lb./2 lb. (0.45 kg/0.9 kg)	

## Rosemount pH/ORP sensor(s) product certifications

Rev 0.5

### European directive information

A copy of the EU Declaration of Conformity can be found at the end of the Quick Start Guide. The most recent revision of the EU Declaration of Conformity can be found at [Emerson.com/Rosemount](http://Emerson.com/Rosemount).

### Ordinary location certification

As standard, the transmitter has been examined and tested to determine that the design meets the basic electrical, mechanical, and fire protection requirements by a nationally recognized test laboratory (NRTL) as accredited by the Federal Occupational Safety and Health Administration (OSHA).

### Installing equipment in North America

The US National Electrical Code® (NEC) and the Canadian Electrical Code (CEC) permit the use of Division marked equipment in Zones and Zone marked equipment in Divisions. The markings must be suitable for the area classification, gas, and temperature class. This information is clearly defined in the respective codes.

## USA

### FM Intrinsic Safety

<b>Certificate</b>	FM17US0198X
<b>Standards</b>	FM Class 3600:1998, FM Class 3610:2010, FM Class 3611: 2004, FM Class 3810: 2005
<b>Markings</b>	IS/I,II,III/1/ABCDEFG/T6 Ta = -20 °C to 60 °C I/0/AEx ia IIC/T6 Ta = -20 °C to 60 °C NI/I/2/ABCD/T6 Ta = -20 °C to 60 °C S/II,III/2/EFG/T6 Ta = -20 °C to 60 °C

### Specific Conditions for Safe Use (X):

1. Sensors with Model 1700702 preamplifier:
  - a. Model 385+-a-b-c. Triple junction pH/ORP sensor

- b. Model 389-a-b-c-d-e. pH/ORP sensor
- c. Model 389VP-a-b-c-d. pH/ORP sensor
- d. Model 396VP-a-b-c-d. Submersion/insertion pH/ORP sensor
- e. Model 396P-a-b-c-d-e. Submersion/insertion pH/ORP sensor
- f. Model 396PVP-a-b-c-d-e. Submersion/insertion pH/ORP sensor
- g. Model 396RVP-a-b-c-d-e. Retraction/submersion/insertion pH/ORP sensor
- h. Model 398RVP-a-b-c-d-e-f. pH/ORP sensor
- i. Model 3200HP-00. High purity water pH sensor
- j. Model 3300HTVP-a-b-c-d. High performance pH and ORP sensor
- k. Model 3400HTVP-a-b-c-d-e. High performance pH and ORP sensor
- l. 3500P-a-b-c-d-e-f. High performance pH and ORP sensor
- m. 3500VP-a-b-c-d-e-f. High performance pH and ORP sensor
- n. Model 3900-a-b-c. General purpose pH/ORP sensor
- o. Model 3900VP-a-b. General purpose pH/ORP sensor

The polymeric surface of all the apparatus listed above may store electrostatic charge and become a source of ignition. Clean surface should only be done with a damp cloth.

- 2. Sensors without Model 1700702 preamplifier (simple apparatus):
  - a. Model 385-a-b-c-d-e. Retractable pH/ORP sensor
  - b. Model 385+-a-b-c Triple junction pH/ORP sensor
  - c. Model 389-a-b-c-d-e. pH/ORP sensor
  - d. Model 389VP-a-b-c. pH/ORP sensor
  - e. Model 396-a-b-c. Submersion/insertion pH sensor
  - f. Model 396VP-a-b. Submersion/insertion pH sensor
  - g. Model 396P-a-b-c-d-e. Submersion/insertion pH/ORP sensor
  - h. Model 396PVP-a-b-c-d. Submersion/insertion pH/ORP sensor
  - i. Model 396R-a-b-c-d-e. Retraction/submersion/insertion pH/ORP sensor
  - j. Model 396RVP-a-b-c-d. Retraction/submersion/insertion pH/ORP sensor
  - k. Model 397-a-b-c-d-e. pH sensor
  - l. Model 398-a-b-c-d-e. pH/ORP sensor
  - m. Model 398VP-a-b-c. pH/ORP sensor
  - n. Model 398R-a-b-c-d-e-f. pH/ORP sensor
  - o. Model 398RVP-a-b-c-d-e-f. pH/ORP sensor
  - p. Model 3200HP-00. High purity water pH sensor
  - q. Model 3300HT-a-b-c-d. High performance pH and ORP sensor
  - r. Model 3300HTVP-a-b-c-d. High performance pH and ORP sensor
  - s. Model 3400HT-a-b-c-d-e-f. High performance pH and ORP sensor
  - t. Model 3400HTVP-a-b-c-d-e-f. High performance pH and ORP sensor
  - u. Model 3500P-a-b-c-d-e-f. High performance pH and ORP sensor



- v. Model 3500VP-a-b-c-d-e-f. High performance pH and ORP sensor
- w. Model 3800-a. Autoclaveable and steam sterilizable pH sensors
- x. Model 3800VP-a. Autoclaveable and steam sterilizable pH sensors
- y. Model 3900-a-b-c. General purpose pH/ORP sensor
- z. Model 3900VP-a-b. General purpose pH/ORP sensor

The polymeric surface of all the apparatus listed above may store electrostatic charge and become a source of ignition. Clean surface should only be done with a damp cloth.

## CSA Intrinsic Safety

**Certificate** 70164066

**Standards** C22.2 No 0-10, C22.2 No 0.4-M2004, C22.2 No 94-M1991, C22.2 No 142 – M1987, C22.2 No 157-M1992, CAN/CSA E60079-0:07, CAN/CSA E60079-11:02, UL 50-11<sup>th</sup> Ed, UL 508-17<sup>th</sup> Ed, UL 913-7<sup>th</sup> Ed, UL 60079-0: 2005, UL 60079-11: 2002

**Markings** Preamplifier assembly:  
Class I, Division 1, Groups ABCD; Class II, Division 1, Groups EFG; Class III; Class I, Division 2, Groups ABCD; ambient temperature rating –20 °C to +60 °C; Ex ia IIC; T6: Class I, Zone 0, AEx ia IIC ; T6

Sensor apparatus with preamplifier:  
Class I, Division 1, Groups ABCD; Class II, Division 1, Groups EFG; Class III; Class I, Division 2, Groups ABCD; ambient temperature rating –20 °C to +60 °C; Ex ia IIC; T6: Class I, Zone 0, AEx ia IIC ; T6

Sensor apparatus:  
Class I, Division 1, Groups ABCD; Class II, Division 1, Groups EFG; Class III; Class I, Division 2, Groups ABCD; Ex ia IIC; T6; ambient temperature rating –20 °C to +60 °C: (simple apparatus)

## Canada

### CSA Intrinsic Safety

**Certificate** 70164066

**Standards** C22.2 No 0-10, C22.2 No 0.4-M2004, C22.2 No 94-M1991, C22.2 No 142 – M1987, C22.2 No 157-M1992, CAN/CSA E60079-0:07, CAN/CSA E60079-11:02, UL 50-11<sup>th</sup> Ed, UL 508-17<sup>th</sup> Ed, UL 913-7<sup>th</sup> Ed, UL 60079-0: 2005, UL 60079-11: 2002





**Markings** Preamplifier assembly:  
Class I, Division 1, Groups ABCD; Class II, Division 1, Groups EFG; Class III; Class I, Division 2, Groups ABCD; ambient temperature rating –20 °C to +60 °C; Ex ia IIC; T6: Class I, Zone 0, AEx ia IIC ; T6

Sensor apparatus with preamplifier:  
Class I, Division 1, Groups ABCD; Class II, Division 1, Groups EFG; Class III; Class I, Division 2, Groups ABCD; ambient temperature rating –20 °C to +60 °C; Ex ia IIC; T6: Class I, Zone 0, AEx ia IIC ; T6

Sensor apparatus:  
Class I, Division 1, Groups ABCD; Class II, Division 1, Groups EFG; Class III; Class I, Division 2, Groups ABCD; Ex ia IIC; T6; ambient temperature rating –20 °C to +60 °C: (simple apparatus)

## Europe

### ATEX Intrinsic Safety

<b>Certificate</b>	Baseefa10ATEX0156
<b>Standards</b>	EN 60079-0: 2012+A11: 2013, EN 60079-11: 2012
<b>Markings</b>	<p>pH/ORP sensors with no preamplifier fitted   II 1 G Ex ia IIC T4 Ga (-20 °C to +60 °C)</p> <p>pH sensors with integral smart preamplifier fitted   II 1 G Ex ia IIC T4 Ga (-20 °C to +60 °C)</p> <p>ORP sensors with integral standard preamplifier fitted   II 1 G Ex ia IIC T4 Ga (-20 °C to +80 °C)            Ex ia IIC T5 Ga (-20 °C to +40 °C)</p> <p>pH sensors with integral standard preamplifier fitted   II 1 G Ex ia IIC T4 Ga (-20 °C to +80 °C)            Ex ia IIC T5 Ga (-20 °C to +40 °C)</p>

#### Specific Conditions for Safe Use (X):

1. All pH/ORP sensor models with a plastic enclosure or exposed plastic parts may provide an electrostatic ignition hazard and must only be cleaned with a damp cloth to avoid the danger of ignition due to build-up of electrostatic charge.
2. All pH/ORP sensor models with a metallic enclosure may provide a risk of ignition by impact or friction. Care should be taken during installation to protect the sensor from the risk.
3. External connections to the sensor must be suitably terminated and provide a degree of protection of at least IP20.
4. All pH/ORP sensor models are intended to be in contact with the process fluid and may not meet the 500V r.m.s. test to earth. This must be taken into consideration at installation.

## International

### IECEx Intrinsic Safety

<b>Certificate</b>	IECEx BAS 10.0083X
<b>Standards</b>	IEC 60079-0: 2011, IEC 60079-11: 2011
<b>Markings</b>	<p>pH/ORP sensors with no preamplifier fitted            Ex ia IIC T4 Ga (-20 °C to +60 °C)</p> <p>pH sensors with integral smart preamplifier fitted            Ex ia IIC T4 Ga (-20 °C to +60 °C)</p> <p>ORP sensors with integral standard preamplifier fitted            Ex ia IIC T4 Ga (-20 °C to +80 °C)            Ex ia IIC T5 Ga (-20 °C to +40 °C)</p> <p>pH sensors with integral standard preamplifier fitted            Ex ia IIC T4 Ga (-20 °C to +80 °C)            Ex ia IIC T5 Ga (-20 °C to +40 °C)</p>

#### Specific Conditions for Safe Use (X):

1. All pH/ORP sensor models with a plastic enclosure or exposed plastic parts may provide an electrostatic ignition hazard and must only be cleaned with a damp cloth to avoid the danger of ignition due to build-up of electrostatic charge.