

PanelView Plus 6 Specifications

Catalog Numbers 2711P-K7C4Dx, 2711P-T7C4Dx, 2711P-B7C4Dx, 2711P-K7C4Ax, 2711P-T7C4Ax, 2711P-B7C4Ax, 2711P-K10C4Dx, 2711P-T10C4Dx, 2711P-B10C4Dx, 2711P-K10C4Ax, 2711P-T10C4Ax, 2711P-B10C4Ax, 2711P-K12C4Dx, 2711P-T12C4Dx, 2711P-B12C4Dx, 2711P-K12C4Ax, 2711P-T12C4Ax, 2711P-B12C4Ax, 2711P-K15C4Dx, 2711P-T15C4Dx, 2711P-B15C4Dx, 2711P-K15C4Ax, 2711P-T15C4Ax, 2711P-B15C4Ax, 2711P-K4M5A8, 2711P-K4M5D8, 2711P-K4M20A8, 2711P-K4M20D8, 2711P-K4C5A8, 2711P-B4C5A8, 2711P-K4C5D8, 2711P-B4C5D8, 2711P-K4C20A8, 2711P-B4C20A8, 2711P-K4C20D8, 2711P-B4C20D8, 2711P-K6M5A8, 2711P-T6M5A8, 2711P-B6M5A8, 2711P-K6M5D8, 2711P-T6M5D8, 2711P-B6M5D8, 2711P-K6M20A8, 2711P-T6M20A8, 2711P-B6M20A8, 2711P-K6M20D8, 2711P-T6M20D8, 2711P-B6M20D8, 2711P-K6C5Ax, 2711P-T6C5Ax, 2711P-B6C5Ax, 2711P-K6C5Dx, 2711P-T6C5Dx, 2711P-B6C5Dx, 2711P-K6C20Ax, 2711P-T6C20Ax, 2711P-B6C20Ax, 2711P-K6C20Dx, 2711P-T6C20Dx, 2711P-B6C20Dx, 2711PC-K4M20D8, 2711PC-B4C20D8, 2711PC-T6M20D8, 2711PC-T6C20D8, 2711PC-T10C4D8

Topic	Page
Summary of Changes	2
Environmental Specifications	2
Certifications	3
PanelView Plus 6 - 700...1500 Terminals	4
PanelView Plus 6 - 400 and 600 Terminals	7
PanelView Plus 6 Compact Terminals	10
External Power Supply	12
HMI Software	14
Communication Cables	15
Migration Hardware	17
Additional Resources	18

PanelView™ Plus 6 terminals are used for applications with a need to monitor, control, and display information graphically, allowing operators to quickly understand the status of their application. All PanelView Plus 6 applications are programmed with FactoryTalk® View Studio for Machine Edition (ME) software and have FactoryTalk View ME Station (runtime) software that is installed on each terminal.

This family provides a broad range of rugged terminals that provide these features:

- Premier integration with the Integrated Architecture™ platform
- Scalable 4-inch to 15-inch displays with touch screen, keypad, or both for input
- Common development software
- Real-time monitoring of a terminal's displays via a web browser (7-inch to 15-inch displays)

Use this document along with the Visualization Solutions Selection Guide, publication [VIEW-SG001](#), to make decisions on the visualization solutions that are best suited for your system requirements.



Summary of Changes

This publication contains new and updated information as indicated in the following table.

Topic	Pages
Updated the power supply catalog number.	Throughout
Updated the Vibration line in the Environmental Specifications table for the power supply.	12
Updated the Technical Specifications and Dimensions tables for the power supply.	13
Added catalog numbers for the new SDHC cards.	4...4

Environmental Specifications

The environmental certifications in [Table 1](#) apply to these PanelView Plus 6 terminals:

- PanelView Plus 6 - 700...1500 terminals including logic, communication modules, and display modules
- PanelView Plus 6 - 400 and 600 terminals
- PanelView Plus 6 Compact 400, 600, and 1000 terminals

Table 1 - Environmental Specifications - PanelView Plus 6 Terminals

Attribute	2711P, 2711PC
Temperature, operating	0...55 °C (32...131 °F)
Temperature, nonoperating	-25...+70 °C (-13...+158 °F)
Heat dissipation 400, 600 700, 1000, 1250, 1500	85 BTU/hr 240 BTU /hr
Relative humidity	5...95% noncondensing (5...90% noncondensing only for low reflective terminal, catalog number 2711P-B4C20D8-LR)
Vibration	10...57 Hz, 0.012 peak-to-peak displacement 57...500 Hz, 2 g peak acceleration
Altitude, operating	2000 m (6561 ft)
Shock, operating	15 g at 11 ms
Shock, nonoperating	30 g at 11 ms
Enclosure ratings 400 and 600 700...1500	NEMA/UL Type 12, 13, 4X (indoor use only), and IEC IP66 NEMA/UL Type 12, 13, 4X (indoor use only) ⁽¹⁾ , and IEC IP54, IP65
Airborne contaminants	For PanelView Plus 6 conformal-coated PCBA level products with catalog numbers that end in K, these specifications apply: ANSI/ISA S71.04 - 1985 Severity Level G3 EN60654-4: 1998 Class 3

(1) The 2711P-RDT12H is rated for NEMA 4x Outdoor use.

Certifications

The certifications in [Table 2](#) apply to these PanelView Plus 6 terminals:

- PanelView Plus 6 - 700...1500 terminals including logic, communication modules, and display modules
- PanelView Plus 6 - 400 and 600 terminals
- PanelView Plus 6 Compact 400, 600, and 1000 terminals

Table 2 - Certifications - PanelView Plus 6 Terminals

Certification ⁽¹⁾	2711P, 2711PC
c-UL-us	cULus Listed Industrial Control Equipment for use in Hazardous Locations (E10314) per standards ANSI / ISA 12.12.01 and CSA C22.2 No. 213. rated: <ul style="list-style-type: none"> • Class I, Div 2, Groups A, B, C and D • Class II, Div 2, Groups F and G • Class III Hazardous Locations Enclosure type ratings per UL50 and CSA C22.2 No. 94.2-07.
CE (EMC)	European Union 2004/108/EC EMC Directive, compliant with: <ul style="list-style-type: none"> EN 61000-6-2; Industrial Immunity EN 61000-6-4; Industrial Emissions
CE (LVD)	European Union 2006/95/EC Low Voltage Directive, compliant with: <ul style="list-style-type: none"> EN 61131-2; Programmable Controllers
RMS or C-Tick	Certified <ul style="list-style-type: none"> Australian Radiocommunications Act, compliant with: AS/NZS CISPR 11; Industrial Emissions
RoHS	China RoHS, Turkey RoHS, European RoHS
KCC	Certificate of compliance
Marine ⁽²⁾	Components that are identified as marine-certified meet the requirements of one or more marine societies. For marine-certified components, refer to the Product Certification link below this table.

(1) When marked on product or otherwise declared. See the Product Certifications page at <http://www.rockwellautomation.com/rockwellautomation/certification/overview.page> for Declarations of Conformity, Certificates, and other certification details.

(2) The touch and combination keypad/touch versions of the 700 and 1000 display modules and all logic modules are marine certified.

PanelView Plus 6 - 700...1500 Terminals

The PanelView Plus 6 - 700...1500 terminals use modular components that allow for flexible configuration, installation, and upgrades. Factory-assembled terminals, with a display module and logic module, are available as one catalog number or as separate components for field installation. Optional communication modules can be ordered for additional network communication.



The field-replaceable 6.5, 10.4, 12.1, and 15.1-in. flat-panel color displays come with keypad, touch screen, or keypad/touch-screen input. Other display options are available to meet more stringent environmental conditions:

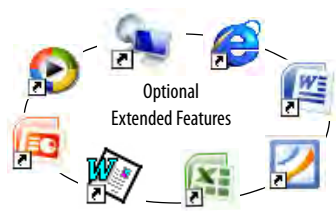
- High-bright display module for outdoor applications
- Conformal-coated displays
- Marine-certified displays and logic modules
- Displays with built-in antiglare overlays

For a complete listing of catalog number selections, refer to the Visualization Solutions Selection Guide, publication [VIEW-SG001](#).

The high-performance logic module runs the Windows CE 6.0 operating system, that allows you to run HMI applications with the ability to also access the desktop. For users with more complex application requirements, the platform and logic module can be ordered with optional, extended features and file viewers.

Table 3 - Logic Module Features

Features	Description
High memory capacity	512 MB RAM, 512 MB nonvolatile memory (approx. 79 MB free user memory)
Power input	AC or DC
Network interface	For optional Ethernet, DH+™, DH-485, or ControlNet communication module
Communication ports	Ethernet, RS-232 serial
USB ports	2 USB host ports for connecting a USB mouse, keyboard, printer, and USB flash drives that are hot swappable
Secure Digital (SD) card slot	Hot-swappable card slot supports 1784-SDx and 1784-SDHCx SD cards for transferring files, upgrading firmware, or logging data
Operating system	<p>All terminals run the Windows CE 6.0 operating system (OS) providing OS functionality that is needed for most users needs:</p> <ul style="list-style-type: none"> • FTP server • VNC client/server • PDF reader • Active X controls • Third-party device support <p>Additional functionality is available by ordering terminals with optional, extended features:</p> <ul style="list-style-type: none"> • Internet Explorer web browser • Remote desktop connection • Media player • Microsoft® file viewers for PowerPoint, Excel, and Word • WordPad text editor
FactoryTalk View software	<ul style="list-style-type: none"> • FactoryTalk View Machine Edition Station runtime, version 6.0 or later, is preloaded and activated on each terminal • Single license support for FactoryTalk ViewPoint software, version 1.2 or later, gives remote users access to a terminal's displays via standard web browser • HMI applications are developed with FactoryTalk View Studio for Machine Edition software, which is purchased separately
Reset and default switches	Provide easy access to diagnostic and repair operations



Technical Specifications

[Table 4](#) provides technical specifications for PanelView Plus 6 - 700...1500 terminals.

Table 4 - Technical Specifications - PanelView Plus 6 - 700...1500 Terminals

Attribute	700 Color ⁽²⁾		1000 Color ⁽²⁾		1250 Color ⁽²⁾		1500 Color ⁽²⁾	
	2711P-K7C4Dx, 2711P-T7C4Dx, 2711P-B7C4Dx, 2711P-K7C4Ax, 2711P-T7C4Ax, 2711P-B7C4Ax		2711P-K10C4Dx, 2711P-T10C4Dx, 2711P-B10C4Dx, 2711P-K10C4Ax, 2711P-T10C4Ax, 2711P-B10C4Ax		2711P-K12C4Dx, 2711P-T12C4Dx, 2711P-B12C4Dx, 2711P-K12C4Ax, 2711P-T12C4Ax, 2711P-B12C4Ax		2711P-K15C4Dx, 2711P-T15C4Dx, 2711P-B15C4Dx, 2711P-K15C4Ax, 2711P-T15C4Ax, 2711P-B15C4Ax	
Operator input	Keypad, Touch, or Key/Touch		Keypad, Touch, or Key/Touch		Keypad, Touch, or Key/Touch		Keypad, Touch, or Key/Touch	
Display type	Color active-matrix TFT		Color active-matrix TFT		Color active-matrix TFT		Color active-matrix TFT	
Display size	6.5 in.		10.4 in.		12.1 in.		15 in.	
Display area (WxH)	132 x 99 mm (5.2 x 3.9 in.)		211 x 158 mm (8.3 x 6.2 in.)		246 x 184 mm (9.7 x 7.2 in.)		304 x 228 mm (12.0 x 9.0 in.)	
Resolution	640 x 480, 18-bit color graphics				800 x 600, 18-bit color graphics		1024 x 768, 18-bit color graphics	
Luminance	300 cd/m ² (Nits)				300 cd/m ² (Nits) ⁽³⁾			
Backlight	CCFL, 50,000 hours min at 25 °C (77 °F), field replaceable Backlight for 1250 high-bright display module is not replaceable							
Touch screen	8-wire analog resistive Actuation: 1 million presses; operating force: 10...110 g							
Keypad description	Stainless-steel membrane Numeric, navigation, and function keys Actuation: 1 million presses; operating force: 340 g							
Keypad function keys	22 function keys F1...F10 and K1...K12		32 function keys F1...F16 and K1...K16		40 function keys F1...F20 and K1...K20		40 function keys F1...F20 and K1...K20	
Battery (real-time clock)	Battery-backed clock timestamps critical data, accuracy is ±2 minutes per month Battery life: 4 year min at 25 °C (77 °F) Field-replaceable: cat. no. 2711P-RY2032 or equivalent CR2032 coin-cell lithium battery							
Memory	512 MB RAM, 512 MB nonvolatile memory (approx. 79 MB free user memory)							
External storage	Secure Digital (SD) card, cat. no.1784-SDx and 1784-SDHCx, supported by hot-swappable SD card slot USB flash drives that is supported by high-speed, hot-swappable, 2.0 USB host ports							
Operating system	Windows CE 6.0 operating system with or without extended features and Microsoft Office file viewers							
Software	FactoryTalk View Machine Edition software, version 6.0 or later FactoryTalk ViewPoint software, version 1.2 or later							
Communication ports	Ethernet (10/100 Mbps, Auto-MDI/MDI-X), RS-232, (2) USB host, Network interface for optional Ethernet, DH+/DH-485, or ControlNet (scheduled or unscheduled) communication module							
Input voltage, DC	18...32V DC (24V DC nom)							
Power consumption, DC	70 W max (2.9 A at 24V DC), 39 W typical (1.6 A at 24V DC)							
Recommended external power supply	Cat. No. 1606-XLE120E, safety extra low voltage (SELV) or protected extra-low voltage (PELV) power supply for 700...1500 DC-powered terminals; 100...240V AC, 250VA max							
Input voltage, AC	100...240V AC, 50...60 Hz							
Power consumption, AC	160VA max, 65VA typical							
Weight, approx ⁽¹⁾	Keypad: 1.8 kg (4.1 lb) Touch: 1.7 kg (3.7 lb)		Keypad: 2.8 kg (6.2 lb) Touch: 2.5 kg (5.6 lb)		Keypad: 3.4 kg (7.5 lb) Touch: 3.2 kg (7.0 lb)		Keypad: 4.5 kg (9.9 lb) Touch: 4.2 kg (9.2 lb)	
Dimensions (HxWxD), approx ⁽¹⁾	Keypad: 193 x 290 x 55 mm 7.58 x 11.40 x 2.18 in. Touch: 179 x 246 x 55 mm 7.04 x 9.68 x 2.18 in.		Keypad: 248 x 399 x 55 mm 9.77 x 15.72 x 2.18 in. Touch: 248 x 329 x 55 mm 9.77 x 12.97 x 2.18 in.		Keypad: 282 x 416 x 55 mm 11.12 x 16.36 x 2.18 in. Touch: 282 x 363 x 55 mm 11.12 x 14.30 x 2.18 in.		Keypad: 330 x 469 x 65 mm 12.97 x 18.46 x 2.55 in. Touch: 330 x 416 x 65 mm 12.97 x 16.37 x 2.55 in.	
Cutout dimensions (HxWxD)	Keypad: 167 x 264 mm 6.57 x 10.39 in. Touch: 154 x 220 mm 6.08 x 8.67 in.		Keypad: 224 x 375 mm 8.8 x 14.75 in. Touch: 224 x 305 mm 8.8 x 12.0 in.		Keypad: 257 x 390 mm 10.11 x 15.35 in. Touch: 257 x 338 mm 10.11 x 13.29 in.		Keypad: 305 x 419 mm 12.0 x 16.5 in. Touch: 305 x 391 mm 12.0 x 15.4 in.	

(1) Weights and dimensions do not include the communication module. Add 95 g (0.21 lb) to the weight for a communication module.

(2) Replace x in catalog number with an 8 or 9. For catalog numbers ending in 9, the Windows CE operating system includes extended features and file viewers; catalog numbers ending in 8 do not support these features.

(3) The 1250 high-bright display module, cat. no. 2711P-RD12H, for outdoor operations, has a luminance of 1000 cd/m² (nit). The backlight is not replaceable.

Terminal Dimensions

Table 5 provides overall dimensions and cutout dimensions for the PanelView Plus 6 - 700...1500 terminals. The 1000 touch or keypad terminal is shown for reference. Other models look similar.

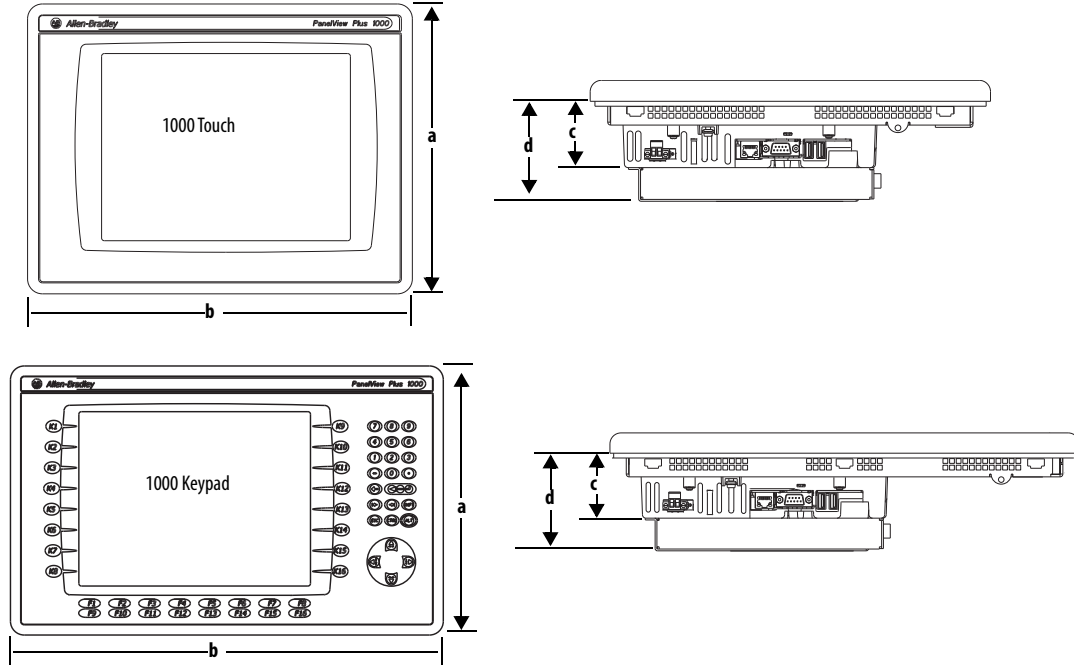


Table 5 - PanelView Plus 6 - 700...1500 Terminal Dimensions

Terminal	Input Type	Height (a) mm (in.)	Width (b) mm (in.)	Depth (c) Display to Logic Module mm (in.)	Depth (d) Display to Communication Module mm (in.)	Cutout Height mm (in.)	Cutout Width mm (in.)		
700	Keypad or keypad/touch	193 (7.58)	290 (11.40)	55 (2.18)	83 (3.27)	167 (6.59)	264 (10.39)		
	Touch	179 (7.04)	246 (9.68)			154 (6.08)	220 (8.67)		
1000	Keypad or keypad/touch	248 (9.77)	399 (15.72)			224 (8.8)	375 (14.75)		
	Touch	248 (9.77)	329 (12.97)			224 (8.8)	305 (12.00)		
1250	Keypad or keypad/touch	282 (11.12)	416 (16.36)			74 (2.9)	101 (3.99)	257 (10.11)	390 (15.35)
	Touch	282 (11.12)	363 (14.30)					257 (10.11)	338 (13.29)
	Touch (high-bright display)	282 (11.12)	363 (14.30)					257 (10.11)	338 (13.29)
1500	Keypad or keypad/touch	330 (12.97)	469 (18.46)			65 (2.55)	93 (3.65)	305 (12.00)	419 (16.50)
	Touch	330 (12.97)	416 (16.37)	305 (12.00)	391 (15.40)				

PanelView Plus 6 - 400 and 600 Terminals

The next generation PanelView Plus 6 - 400 and 600 terminals combine the display, logic, communication, and power into one base unit:

- The 400 model has a 3.5-in. color graphic display with keypad or combination key and touch input, or a grayscale display with keypad input.
- The 600 model has a 5.7-in. color or grayscale graphic display with keypad, touch screen, or combination keypad/touch-screen input.




For a complete listing of catalog number selections, refer to the Visualization Solutions Selection Guide, publication [VIEW-SG001](#).

This new generation of terminals runs Windows CE 6.0 operating system similar to the 700...1500 terminals. The terminals run HMI applications but they also provide the ability to access the desktop. For users with more complex application requirements, the 600 color terminals can be ordered with optional, extended features and file viewers.

Table 6 - Terminal Features

Features	Description
High memory capacity	256 MB RAM, 512 MB nonvolatile memory (approx. 73 MB free user memory)
Power input	AC or DC
Communication ports	Units are available with one of these communication options: <ul style="list-style-type: none"> • RS-232 • Ethernet and RS-232 Separate communication modules are not supported.
USB ports	<ul style="list-style-type: none"> • 1 USB host ports for connecting a USB mouse, keyboard, printer, and USB flash drives that are hot swappable • 1 USB device port for connecting a host personal computer
Secure Digital (SD) card slot	Hot-swappable card slot supports 1784-SDx SD cards for transferring files, upgrading firmware, or logging data
Operating system	All terminals run the Windows CE 6.0 operating system (OS) providing OS functionality that is needed for most users needs: <ul style="list-style-type: none"> • FTP server • VNC client/server • PDF reader • Active X controls • Third-party device support Additional functionality is available for the 600 terminals by ordering terminals with these optional, extended features: <ul style="list-style-type: none"> • Internet Explorer web browser • Media player • Microsoft file viewers for PowerPoint, Excel, and Word • WordPad text editor
FactoryTalk View software	<ul style="list-style-type: none"> • FactoryTalk View Machine Edition runtime, version 6.10 or later, is preloaded and activated on each terminal • HMI applications are developed with FactoryTalk View Studio for Machine Edition software, which is purchased separately
Reset and default switches	Provide easy access to diagnostic and repair operations



Technical Specifications

Table 7 provides technical specifications for PanelView Plus 6 - 400 and 600 terminals.

Table 7 - Technical Specifications - PanelView Plus 6 - 400 and 600 Terminals

Attribute	400 Grayscale 2711P-K4M5A8, 2711P-K4M5D8, 2711P-K4M20A8, 2711P-K4M20D8	400 Color 2711P-K4C5A8, 2711P-B4C5A8, 2711P-K4C5D8, 2711P-B4C5D8, 2711P-K4C20A8, 2711P-B4C20A8, 2711P-K4C20D8, 2711P-B4C20D8	600 Grayscale 2711P-K6M5A8, 2711P-T6M5A8, 2711P-B6M5A8, 2711P-K6M5D8, 2711P-T6M5D8, 2711P-B6M5D8, 2711P-K6M20A8, 2711P-T6M20A8, 2711P-B6M20A8, 2711P-K6M20D8, 2711P-T6M20D8, 2711P-B6M20D8	600 Color ⁽¹⁾ 2711P-K6C5Ax, 2711P-T6C5Ax, 2711P-B6C5Ax, 2711P-K6C5Dx, 2711P-T6C5Dx, 2711P-B6C5Dx, 2711P-K6C20Ax, 2711P-T6C20Ax, 2711P-B6C20Ax, 2711P-K6C20Dx, 2711P-T6C20Dx, 2711P-B6C20Dx
Operator input	Keypad	Keypad or keypad/touch	Keypad, touch, or keypad/touch	Keypad, touch, or keypad/touch
Display type	Grayscale TFT LCD	Color active-matrix TFT	Grayscale TFT LCD	Color active-matrix TFT
Display size	3.5 in.	3.5 in.	5.7 in.	
Display area (WxH)	70 x 53 mm (2.8 x 2.3 in.)	70 x 53 mm (2.8 x 2.3 in.)	115 x 86 mm (4.5 x 3.4 in.)	115 x 86 mm (4.5 x 3.4 in.)
Resolution	320 x 240, 16-levels gray	320 x 240, 18-bit color graphics	320 x 240, 16-levels gray	320 x 240, 18-bit color graphics
Brightness	320 cd/m ² (Nits)	320 cd/m ² (Nits)	440 cd/m ² (Nits)	440 cd/m ² (Nits)
Backlight	White LED, not replaceable; 25,000 hours min at 25 °C (77 °F)		White LED, not replaceable; 25,000 hours min at 25 °C (77 °F)	
Touch screen	—	<ul style="list-style-type: none"> Analog resistive, 4-wire Actuation: 1 million presses Operating force: 10...110 g 	<ul style="list-style-type: none"> Analog resistive, 4-wire Actuation: 1 million presses Operating force: 10...110 g 	
Keypad description	<ul style="list-style-type: none"> Stainless-steel membrane Numeric, navigation, and function keys Actuation: 1 million presses; operating force: 340 g 		<ul style="list-style-type: none"> Stainless-steel membrane Numeric, navigation, and function keys Actuation: 1 million presses; operating force: 340 g 	
Keypad function keys	8 function keys (F1...F8)		10 function keys (F1...F10)	
Battery (real-time clock)	Battery-backed clock timestamps critical data, accuracy is ±2 minutes per month Battery life: 4 year min at 25 °C (77 °F) Field-replaceable: cat. no. 2711P-RY2032 or equivalent CR2032 coin-cell lithium battery			
System memory	256 MB RAM, 512 MB nonvolatile memory (approx. 73 MB free user memory)			
External storage	Secure Digital (SD) card, cat. no.1784-SDx, supported by hot-swappable SD card slot USB flash drive that is supported by high-speed, hot-swappable, 2.0 USB host port			
Operating system	Windows CE 6.0 operating system with or without extended features and Microsoft Office file viewers			Windows CE 6.0 operating system with extended features/file viewers
Software	FactoryTalk View Machine Edition software, version 6.10 or later; FactoryTalk ViewPoint software is not supported on the 400 and 600 terminals.			
Communication ports	<ul style="list-style-type: none"> RS-232, 1 USB host, 1 USB device port (catalog numbers with the number 5, for example, 2711P-B4C5D8) Ethernet (10/100 Mbps, Auto-MDI/MDI-X), RS-232, 1 USB host, 1 USB device port (catalog numbers with the number 20, for example, 2711P-B4C20D8) 			
Input voltage, DC	18...30V DC (24V DC nom); Requires the use of a Class 2 or safety extra low voltage (SELV) or protected extra-low voltage (PELV) power supply			
Power consumption, DC	15 W max (0.6 A at 24V DC), 9 W typical (0.375 A at 24V DC)			
Recommended external power supply	Cat. no. 1606-XLE120E, SELV or PELV isolated power supply for non-isolated 400 and 600 DC-powered terminals; 100...240V AC, 250VA max			
Input voltage, AC	100...240V AC, 50...60 Hz			
Power consumption, AC	35VA max, 20VA typical			
Weight, approx	Keypad: 473 g (1.04 lb) Touch: —		Keypad: 728 g (1.60 lb) Touch: 594 g (1.31 lb)	
Dimensions (HxWxD), approx	Without AC module Keypad: 152 x 185 x 60 mm (6.0 x 7.28 x 2.35in.) With AC module 152 x 185 x 90 mm (6.0 x 7.28 x 3.54 in.) Without AC module Touch:— With AC module —		Keypad: 167 x 266 x 68 mm (6.58 x 10.47 x 2.68 in.) 167 x 266 x 98 mm (6.58 x 10.47 x 3.86 in.) Touch: 152 x 185 x 68 mm (6.0 x 7.28 x 2.68 in.) 152 x 185 x 98 mm (6.0 x 7.28 x 3.86 in.)	
Cutout dimensions (HxW)	Keypad: 123 x 156 mm (4.86 x 6.15 in.) Touch: —		Keypad: 142 x 241 mm (5.61 x 9.50 in.) Touch:123 x 156 mm (4.86 x 6.15 in.)	

(1) Replace x in the catalog number with an 8 or 9. For catalog numbers ending in 9, for example, 2711P-T6C20D9, the Windows CE operating system includes extended features and Microsoft Office file viewers; catalog numbers ending in 8, for example, cat. no. 2711P-T6C20D8, do not support extended features and file viewers.

Terminal Dimensions

Table 8 provides overall dimensions and cutout dimensions for the PanelView Plus 6 - 400 and 600 terminals.

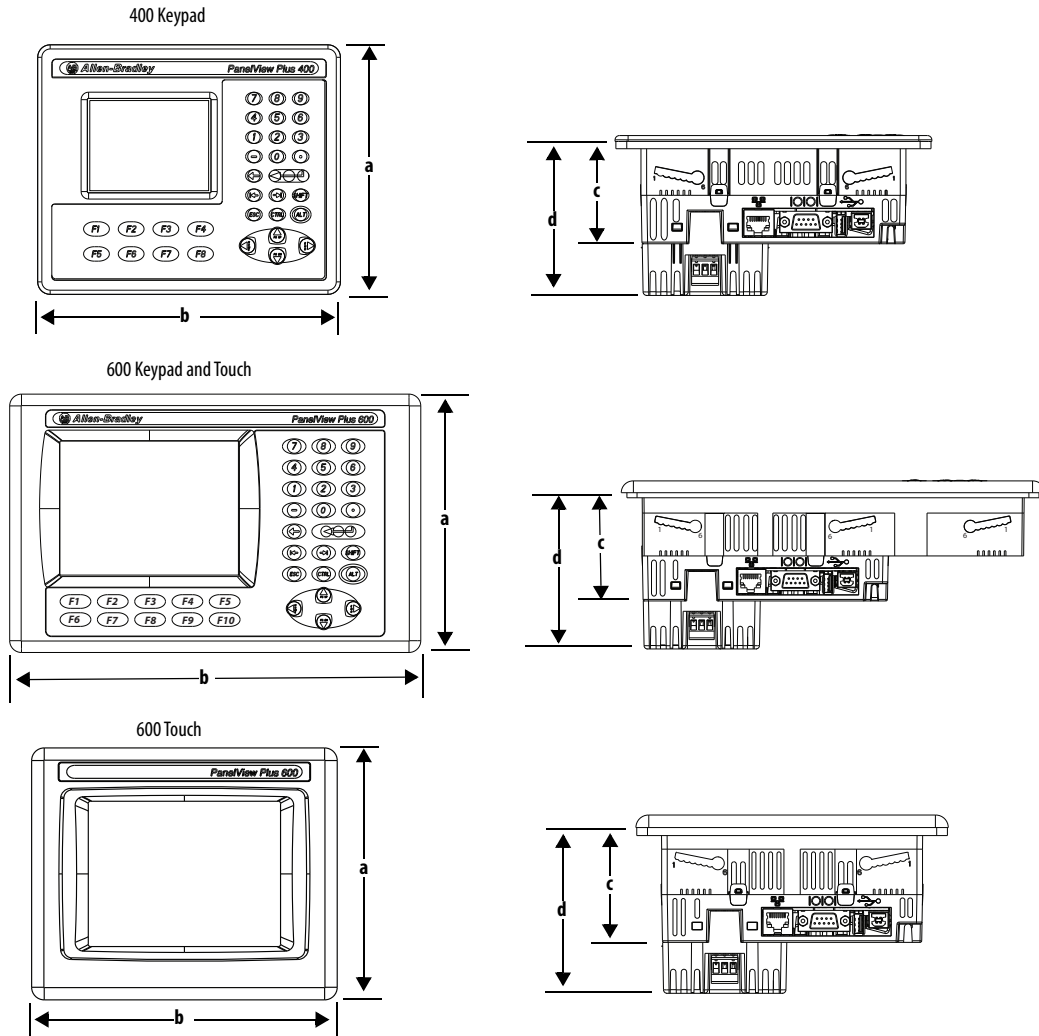


Table 8 - PanelView Plus 6 - 400 and 600 Product Dimensions

Terminal	Input Type	Height (a) mm (in.)	Width (b) mm (in.)	Depth (c) mm (in.)	Depth (d) with AC module mm (in.)	Panel Cutout Width mm (in.)	Panel Cutout Height mm (in.)
400	Keypad or keypad/touch	152 (6.0)	185 (7.28)	60 (2.35)	90 (3.54)	156 (6.15)	123 (4.86)
600	Keypad or keypad/touch	167 (6.58)	266 (10.47)	68 (2.68)	98 (3.86)	241 (9.50)	142 (5.61)
	Touch	152 (6.0)	185 (7.28)	68 (2.68)	98 (3.86)	156 (6.15)	123 (4.86)

PanelView Plus 6 Compact Terminals

The PanelView Plus 6 Compact 400, 600, and 1000 terminals provide a solution for mid-size applications that require fewer displays and alarms in a FactoryTalk View ME application. These terminals are a subset of the PanelView Plus 6 family with selective hardware and software functionality. They are the preferred HMI solution for many of the CompactLogix™ controllers.



These features are the major features of the PanelView Plus 6 Compact terminals:

- Preferred HMI for CompactLogix controllers
- RS-232 serial port, Ethernet port, USB port, DC power input, and Secure Digital (SD) card slot
- Serial and Ethernet communication only
- Connection to a single controller by using either RSLinx® Enterprise software, version 5.51 or later, or KEPServer software
- 25 displays and 200 alarm messages that are supported in the FactoryTalk View Compact Machine Edition application and runtime software
- Fixed hardware configurations without the addition or replacement of modular components

For a complete listing of catalog number selections, refer to the Visualization Solutions Selection Guide, publication [VIEW-SG001](#).