

ROBO



Product Catalogue 4.1

"ROBO WH & WH-PP" air cooled Torch Necks & Wear Parts

ROBO WH A360



Torch necks

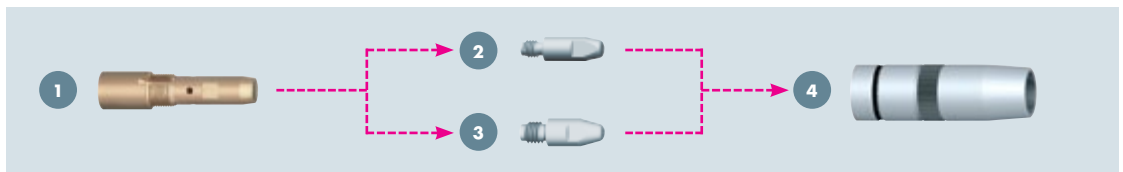
Features	Part-No.			
	0°	22°	35°	45°
Standard	962.1416	962.1410	962.1520	962.1411

Wear parts and fittings are not included in the scope of delivery! Please order these separately and according to the application!

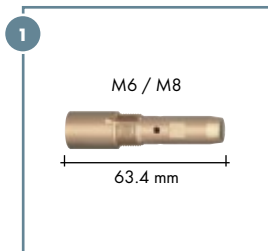
Neck liner

for	Torch geometry	Wire-Ø	Part-No.
Steel	0° / 22° / 35° / 45°	Ø 0.8-0.9	149.0276.5
		Ø 1.0-1.2	149.0277.5
Aluminium	0° / 22° / 35° / 45°	Ø 0.8-1.0	149.0278.5
		Ø 1.2-1.6	149.0279.5

Wear parts for ROBO WH A360



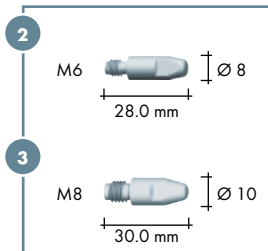
1 Contact tip holder (5 pcs.)



Type	Part-No.
M6 Copper ¹	142.0196.5
M6 Brass	142.0160.5
M8 Copper ¹	142.0170.5
M8 Brass	142.0163.5

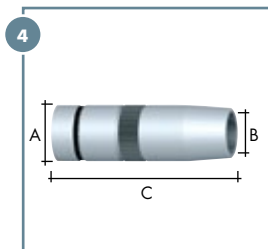
¹ Recommended for high amperages.

2 Contact tip M6 3 Contact tip M8 (10 pcs.)



Type	Wire-Ø	Part-No.	
		M6	M8
CuCrZr silver-plated	Ø 0.8	147.0054	147.0117
	Ø 0.9	147.0172	147.0217
	Ø 1.0	147.0245	147.0316
	Ø 1.2	147.0382	147.0445

4 Gas nozzle (5 pcs.)



Type bottle form	Ø A	Ø B	Length C	Part-No.
Flush ²	Ø 22.0	Ø 12.0	68.0 mm	145.0599
Recess (-2.0 mm) ³	Ø 22.0	Ø 12.0	70.0 mm	145.0600
Stick-out (+3.0 mm) ⁴	Ø 22.0	Ø 12.0	65.0 mm	145.0601
Flush ²	Ø 22.0	Ø 14.0	68.0 mm	145.0618
Stick-out (+3.0 mm) ⁴	Ø 22.0	Ø 14.0	65.0 mm	145.0619

Type conical	Ø A	Ø B	Length C	Part-No.
Flush ²	Ø 22.0	Ø 14.0	68.0 mm	145.0595
Recess (-2.0 mm) ³	Ø 22.0	Ø 14.0	70.0 mm	145.0596
Stick-out (+3.0 mm) ⁴	Ø 22.0	Ø 14.0	65.0 mm	145.0597
Flush ²	Ø 22.0	Ø 16.0	68.0 mm	145.0592
Recess (-2.0 mm) ³	Ø 22.0	Ø 16.0	70.0 mm	145.0593
Stick-out (+3.0 mm) ⁴	Ø 22.0	Ø 16.0	65.0 mm	145.0594

² Flush: Contact tip flush

³ Recess: Contact tip recessed

⁴ Stick-out: Contact tip protruding

"ROBO WH & WH-PP" air cooled Torch Necks & Wear Parts

ROBO WH A500



Torch necks

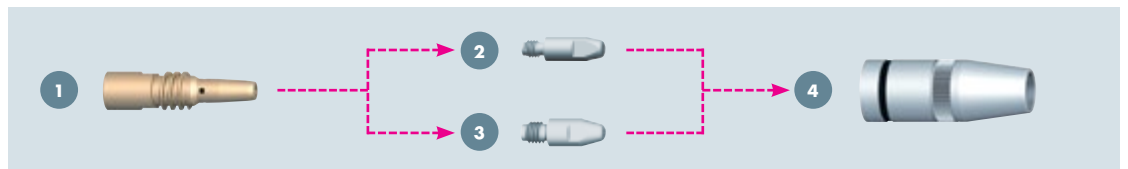
Features	Part-No.		
	0°	22°	45°
Standard	962.1504	962.1505	962.1506

Wear parts and fittings are not included in the scope of delivery! Please order these separately and according to the application!

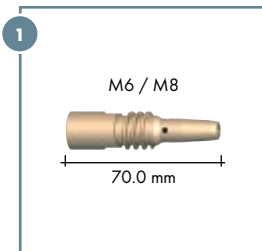
Neck liner

for	Torch geometry	Wire-Ø	Part-No.
Steel	0° / 22° / 45°	Ø 0.8-0.9	149.0276.5
		Ø 1.0-1.2	149.0277.5
Aluminium	0° / 22° / 45°	Ø 0.8-1.0	149.0278.5
		Ø 1.2-1.6	149.0279.5

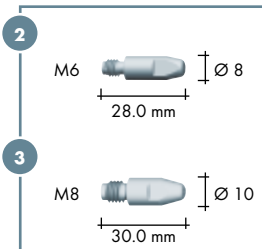
Wear parts for ROBO WH A500



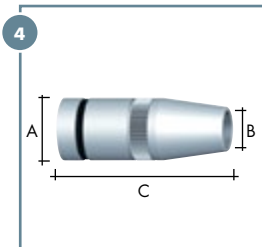
1 Contact tip holder (5 pcs.)



2 Contact tip M6 3 Contact tip M8 (10 pcs.)



4 Gas nozzle (5 pcs.)



Type	Part-No.
M6 Brass	142.0159.5
M8 Brass	142.0158.5
M8 Copper ¹	142.0169.5

¹ Recommended for high amperages.

Type	Wire-Ø	Part-No.	
		M6	M8
CuCrZr silver-plated	Ø 0.8	147.0054	147.0117
	Ø 0.9	147.0172	147.0217
	Ø 1.0	147.0245	147.0316
	Ø 1.2	147.0382	147.0445

Type bottle form	Ø A	Ø B	Length C	Part-No.
Flush ²	Ø 28.0	Ø 14.0	75.0 mm	145.0586
Recess (-2.0 mm) ³	Ø 28.0	Ø 14.0	77.0 mm	145.0587
Stick-out (+3.0 mm) ⁴	Ø 28.0	Ø 14.0	72.0 mm	145.0588
Flush ²	Ø 28.0	Ø 16.0	75.0 mm	145.0583
Recess (-2.0 mm) ³	Ø 28.0	Ø 16.0	77.0 mm	145.0584
Stick-out (+3.0 mm) ⁴	Ø 28.0	Ø 16.0	72.0 mm	145.0585

Type conical	Ø A	Ø B	Length C	Part-No.
Flush ²	Ø 28.0	Ø 13.0	75.0 mm	145.0589
Recess (-2.0 mm) ³	Ø 28.0	Ø 13.0	77.0 mm	145.0590
Stick-out (+3.0 mm) ⁴	Ø 28.0	Ø 13.0	72.0 mm	145.0591
Flush ²	Ø 28.0	Ø 16.0	75.0 mm	145.0580
Recess (-2.0 mm) ³	Ø 28.0	Ø 16.0	77.0 mm	145.0581
Stick-out (+3.0 mm) ⁴	Ø 28.0	Ø 16.0	72.0 mm	145.0582

² Flush: Contact tip flush

³ Recess: Contact tip recessed

⁴ Stick-out: Contact tip protruding

"ABIROB® A ECO" air cooled Torch Necks & Wear Parts

ABIROB® A360

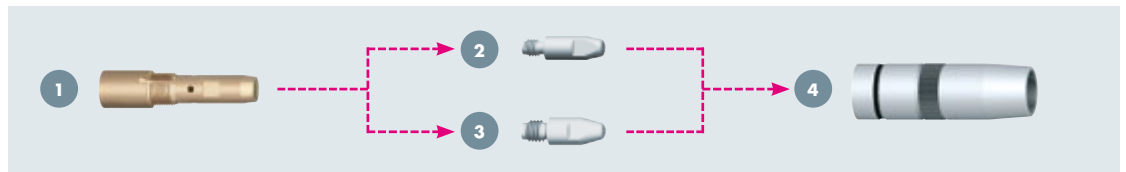


Torch necks

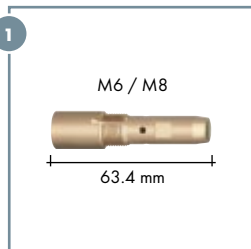
Features	Part-No.			
	0°	22°	35°	45°
Standard	980.1023.1	980.1024.1	980.1025.1	980.1026.1

Wear parts and fittings are not included in the scope of delivery! Please order these separately and according to the application!

Wear parts for ABIROB® A360



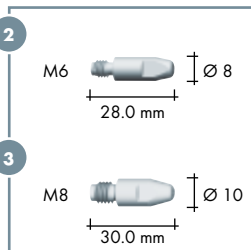
1 Contact tip holder (5 pcs.)



Type	Part-No.
M6 Brass	142.0160.5
M8 Brass	142.0163.5
M6 Copper ¹	142.0196.5
M8 Copper ¹	142.0170.5

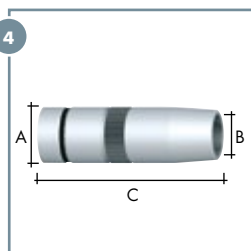
¹ Recommended for high amperages.

2 Contact tip M6 3 Contact tip M8 (10 pcs.)



Type	Wire-Ø	Part-No.	
		M6	M8
CuCrZr silver-plated	Ø 0.8	147.0054	147.0117
	Ø 0.9	147.0172	147.0217
	Ø 1.0	147.0245	147.0316
	Ø 1.2	147.0382	147.0445
	Ø 1.4	147.0519	147.0536

4 Gas nozzle (10 pcs.)



Type bottle form	Ø A	Ø B	Length C	Part-No.
Flush ²	Ø 22.0	Ø 12.0	68.0 mm	145.0599
Recess (-2.0 mm) ³	Ø 22.0	Ø 12.0	70.0 mm	145.0600
Stick-out (+3.0 mm) ⁴	Ø 22.0	Ø 12.0	65.0 mm	145.0601
Flush ²	Ø 22.0	Ø 14.0	68.0 mm	145.0618
Stick-out (+3.0 mm) ⁴	Ø 22.0	Ø 14.0	65.0 mm	145.0619

Type conical	Ø A	Ø B	Length C	Part-No.
Flush ²	Ø 22.0	Ø 14.0	68.0 mm	145.0595
Recess (-2.0 mm) ³	Ø 22.0	Ø 14.0	70.0 mm	145.0596
Stick-out (+3.0 mm) ⁴	Ø 22.0	Ø 14.0	65.0 mm	145.0597
Flush ²	Ø 22.0	Ø 16.0	68.0 mm	145.0592
Recess (-2.0 mm) ³	Ø 22.0	Ø 16.0	70.0 mm	145.0593
Stick-out (+3.0 mm) ⁴	Ø 22.0	Ø 16.0	65.0 mm	145.0594

² Flush: Contact tip flush

³ Recess: Contact tip recessed

⁴ Stick-out: Contact tip protruding