

#04

INDUSTRIAL VALVES

Ball Valves

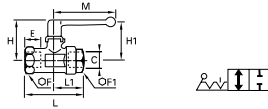
LIQUIfit®

Needle and Butterfly Valves

Axial Valves

0402 2/2 In-Line Ball Valve, Female BSPP Thread

Nickel-plated brass, NBR

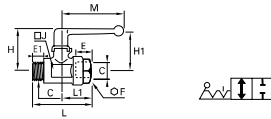


DN	C		E	F	F1	H	H1	L	L1	M	Kg
4	G1/8	0402 04 10	8	14	14	35	29	44	25	48	0.094
7	G1/8	0402 07 10	8	19	19	38	31	51	27	48	0.165
	G1/4	0402 07 13	12	19	19	38	31	53	28	48	0.156
10	G3/8	0402 10 17	12	24	24	45	43	59	31	69	0.244
13	G1/2	0402 13 21	15	27	27	47	44	67	34	69	0.292
20	G3/4	0402 20 27	16.5	32	32	63	54	80	39	108	0.655
23	G1	0402 23 34	19	41	41	67	57	94	47	108	1.036
32	G1 1/4	0402 32 42*	21.5	55	55	97	115	112	59	180	2.467
	G1 1/2	0402 32 49*	22	55	55	97	115	120	62	180	2.340
40	G1 1/2	0402 40 49*	22	55	55	104		111	55	190	2.445
	G2	0402 40 48*	26	70	70	104		122	61	190	2.614

*Models with EC marking
Maximum working pressure: 40 bar

0401 2/2 In-Line Ball Valve, Male/Female BSPP Thread

Nickel-plated brass, NBR

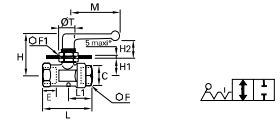


DN	C		E	E1	F	H	H1	J	L	L1	M	Kg
4	G1/8	0401 04 10	8	7	14	35	29	14	45	25	48	0.094
5	G1/8	0401 05 10	8	7	19	38	31	19	51	27	48	0.160
7	G1/4	0401 07 13	12	9	19	38	31	19	52	28	48	0.150
10	G3/8	0401 10 17	12	11	24	45	43	24	58	31	69	0.234
13	G1/2	0401 13 21	15	12	27	47	44	27	66	34	69	0.286
18	G3/4	0401 18 27	16.5	12	38	63	54	39	79	39	108	0.652
23	G1	0401 23 34	19	15	46	67	57	48	91	47	108	0.952
32	G1 1/4	0401 32 42*	21.5	18	60	97	115	55	113	59	108	2.385

*Models with EC marking
Maximum working pressure: 40 bar

0446 2/2 In-Line Panel-Mountable Ball Valve, Female BSPP Thread

Nickel-plated brass, NBR

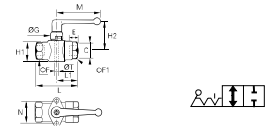


DN	C		E	F	F1	H	H1	H2	L	L1	M	T	Kg
4	G1/8	0446 04 10*	8	14	22	37	14	12	44	25	48	16.5	0.112
7	G1/4	0446 07 13	12	19	24	45	19	14	53	28	48	20.5	0.188
10	G3/8	0446 10 17	12	24	24	50	21	21	59	31	69	20.5	0.294
13	G1/2	0446 13 21	15	27	24	51	23	21	67	34	69	20.5	0.338

Maximum working pressure: 20 bar
*For G1/8 version, maximum panel thickness = 3 mm

6402 2/2 In-Line Ball Valve for Screw Fixing, Female BSPP Thread

Nickel-plated brass, NBR

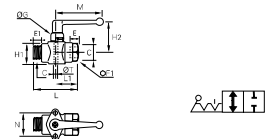


DN	C		E	F	F1	G	H1	H2	L	L1	M	N	T	Kg
4	G1/8	6402 04 10	8	14	14	18	18	30	44	25	48	25	470	0.132
7	G1/4	6402 07 13	12	19	19	19	24	31	53	28	48	31	580	0.216
10	G3/8	6402 10 17	12	24	24	20	30	45	59	31	69	31	580	0.324
13	G1/2	6402 13 21	15	27	27	20	34	47	67	34	69	34	6100	0.404
20	G3/4	6402 20 27	16.5	32	32	27	44	52	80	39	108	43	8125	0.830
23	G1	6402 23 34	19	41	41	27	53	56	94	47	108	51	8125	1.290

Maximum working pressure: 40 bar

6401 2/2 In-Line Ball Valve for Screw Fixing, Male/Female BSPP Thread

Nickel-plated brass, NBR

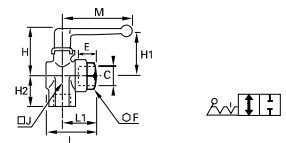


DN	C		E	E1	F	G	H1	H2	L	L1	M	N	T	Kg
4	G1/8	6401 04 10	8	7	14	18	18	30	45	25	48	25	470	0.127
7	G1/4	6401 07 13	12	9	19	19	24	31	52	28	48	31	580	0.212
10	G3/8	6401 10 17	12	11	24	20	30	45	58	31	69	31	580	0.306
13	G1/2	6401 13 21	15	12	27	20	34	47	67	34	69	34	6100	0.394

Maximum working pressure: 40 bar

0472 2/2 Right-Angled Ball Valve, Female BSPP Thread

Nickel-plated brass, NBR



DN	C		E	F	H	H1	H2	J	L	L1	M	Kg
4	G1/8	0472 04 10	8	14	35	29	18	14	34	25	48	0.096
6	G1/4	0472 06 13	12	19	38	31	24	22	38	28	48	0.191
9	G3/8	0472 09 17	12	24	45	43	27	25	46	31	69	0.260
12	G1/2	0472 12 21	15	27	47	44	33	29	49	34	69	0.312
18	G3/4	0472 18 27	16.5	38	59	51	40	39	60	39	108	0.704
23	G1	0472 23 34	19	46	63	55	47	48	72	47	108	1.062

Maximum working pressure: 20 bar